



# Costa Rica

---

Results

Infrastructure Transparency Index 2021

# Content

1. Infrastructure Transparency Index (ITI)
2. Evaluation technical data sheet
3. Main results
4. Results by Procuring Entity (PE)

# Presentation

## Infrastructure Transparency Index



# Concept

The Infrastructure Transparency Index (ITI) is an instrument of CoST that measures levels of transparency and quality of processes related to public infrastructure development at both the national and sub-national level. Collaboratively designed and based on international good practices and lessons learned, to provide stakeholders with quality information that serves to promote transparency and improve the management of public infrastructure.

# Objectives

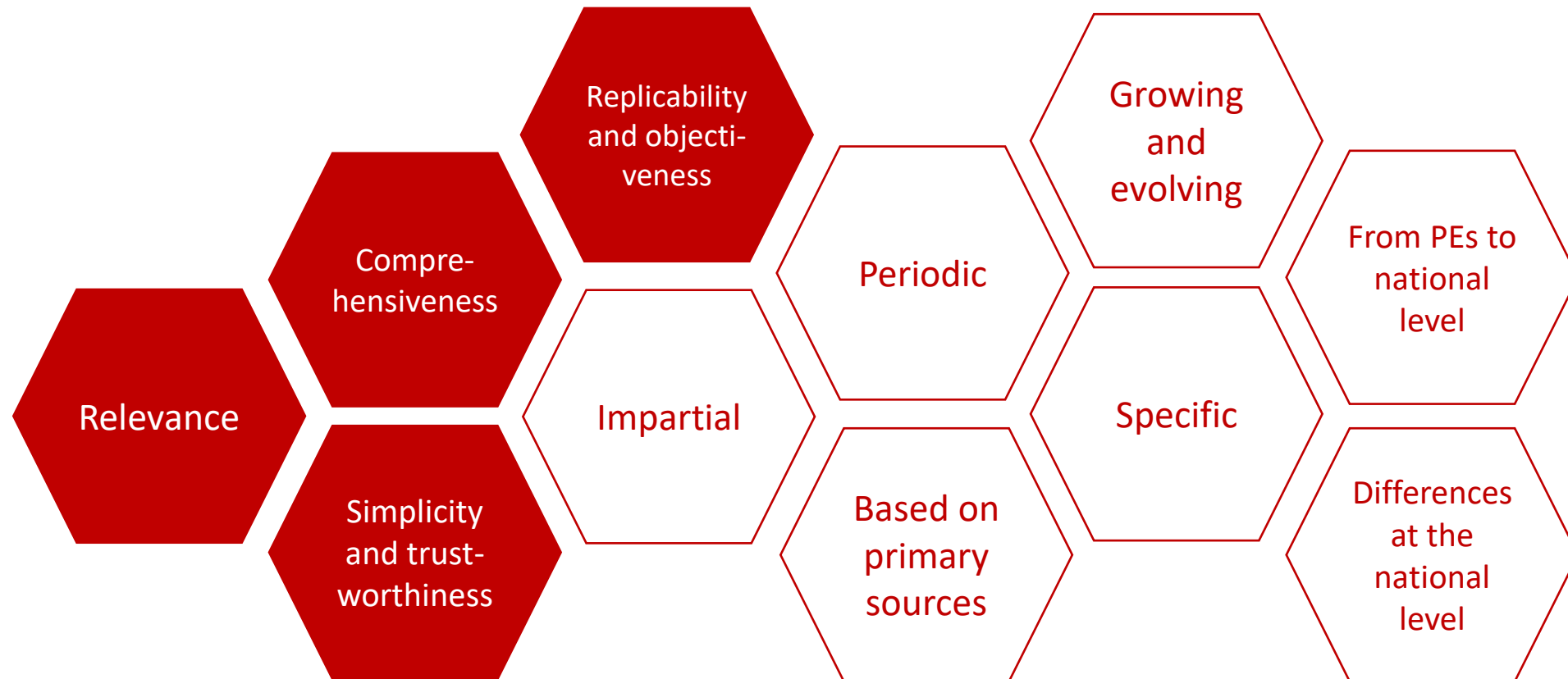
The general objective is to assess the level of transparency and accountability in the public infrastructure sector over time. The secondary objectives are:

- To assess the state of infrastructure transparency and capacities towards transparency among PEs.
- To track and encourage progress and facilitate peer learning, while helping to hold PEs to account.
- To raise awareness of transparency at the national and international level, building on existing data standards such as the IDS\* y OC4IDS\*\*.

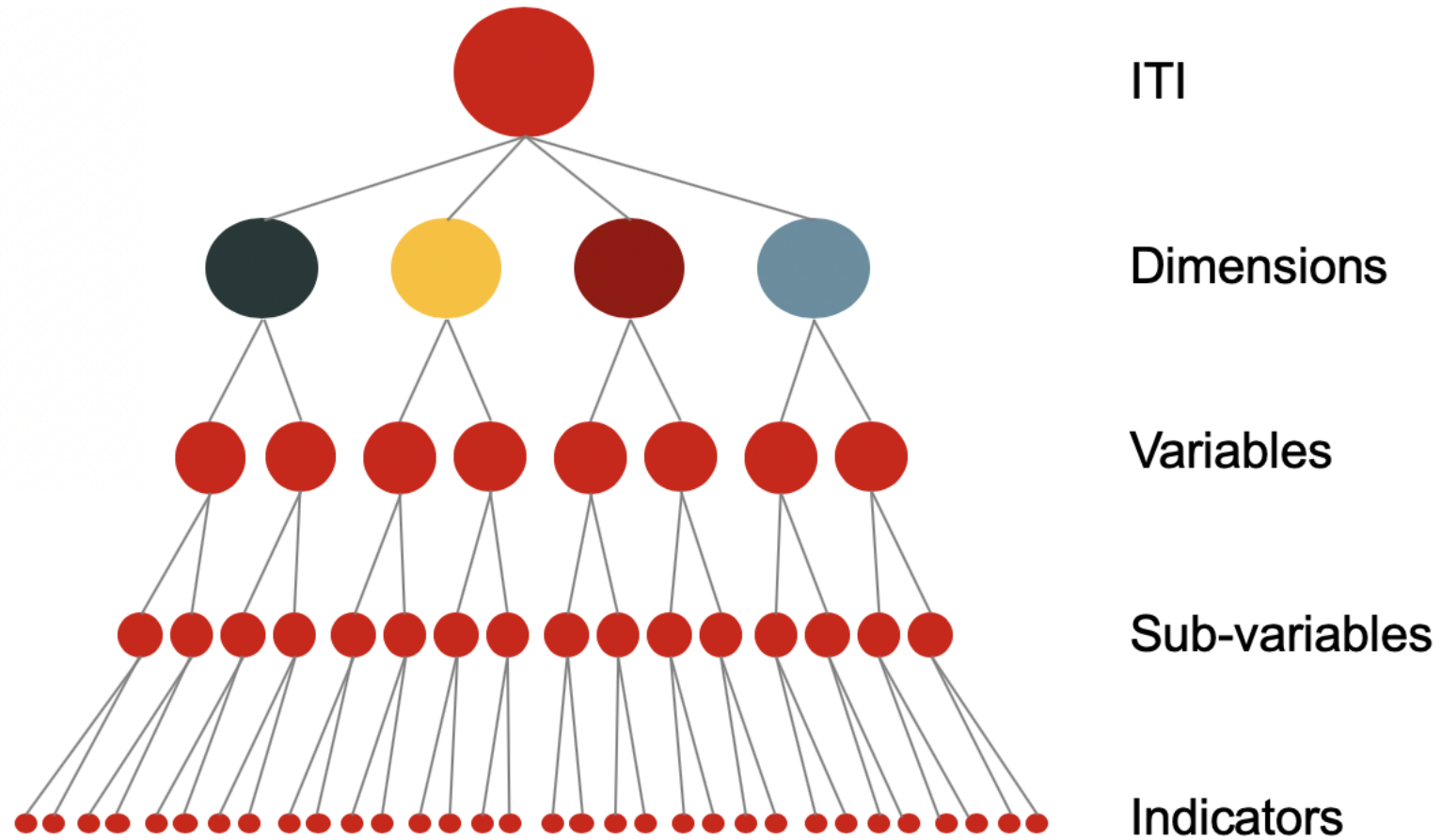
\* CoST Infrastructure Data Standard: <http://infrastructuretransparency.org/resource/977/>

\*\* Open Contracting for Infrastructure Data Standard : <https://standard.open-contracting.org/infrastructure/latest/en/>

# Principles

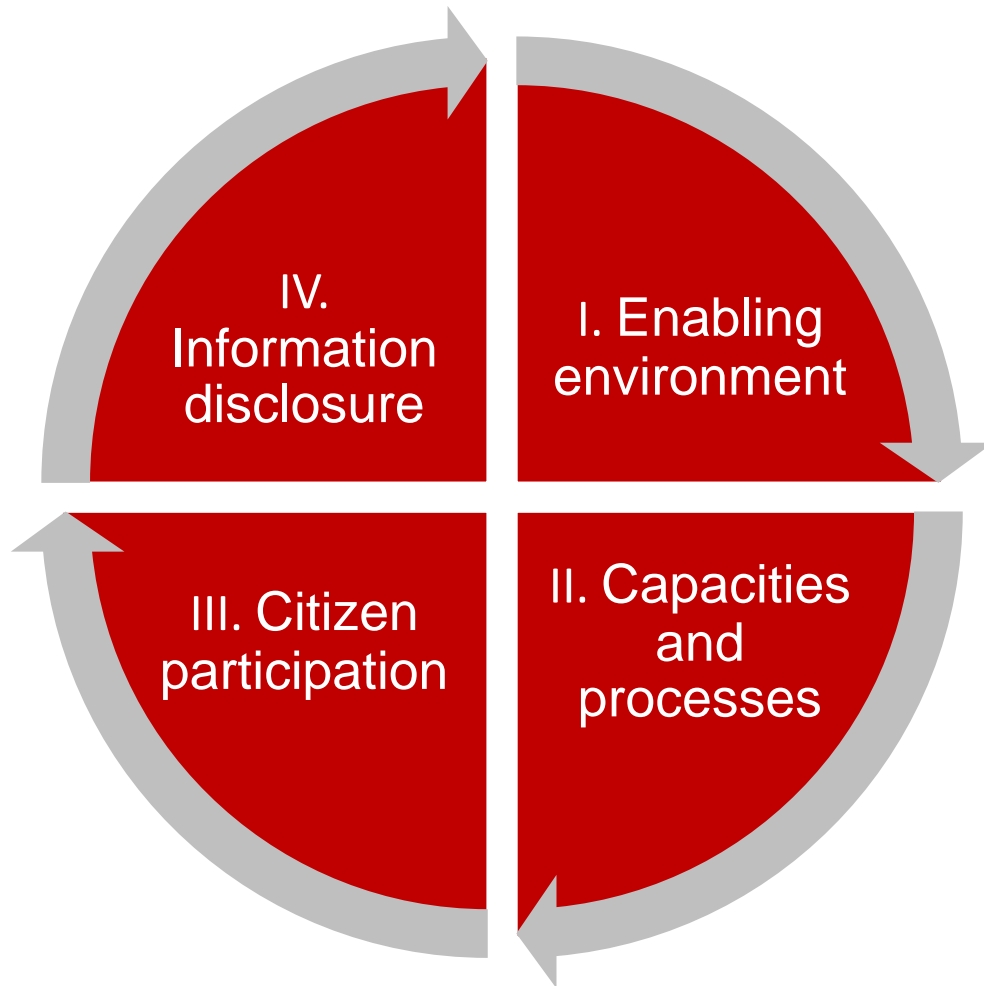


# Structure





# Evaluated dimensions



**I. Enabling environment:** Assesses national or sub-national conditions enabling transparency for the infrastructure sector considering the normative framework and centralised digital tools.

**II. Capacities and processes:** Assesses the soundness of procuring entities procedures and capacities to disclose data and information.

**III. Citizen participation:** Assesses the space provided by procuring entities for citizen participation and how citizens use the disclosed public information.

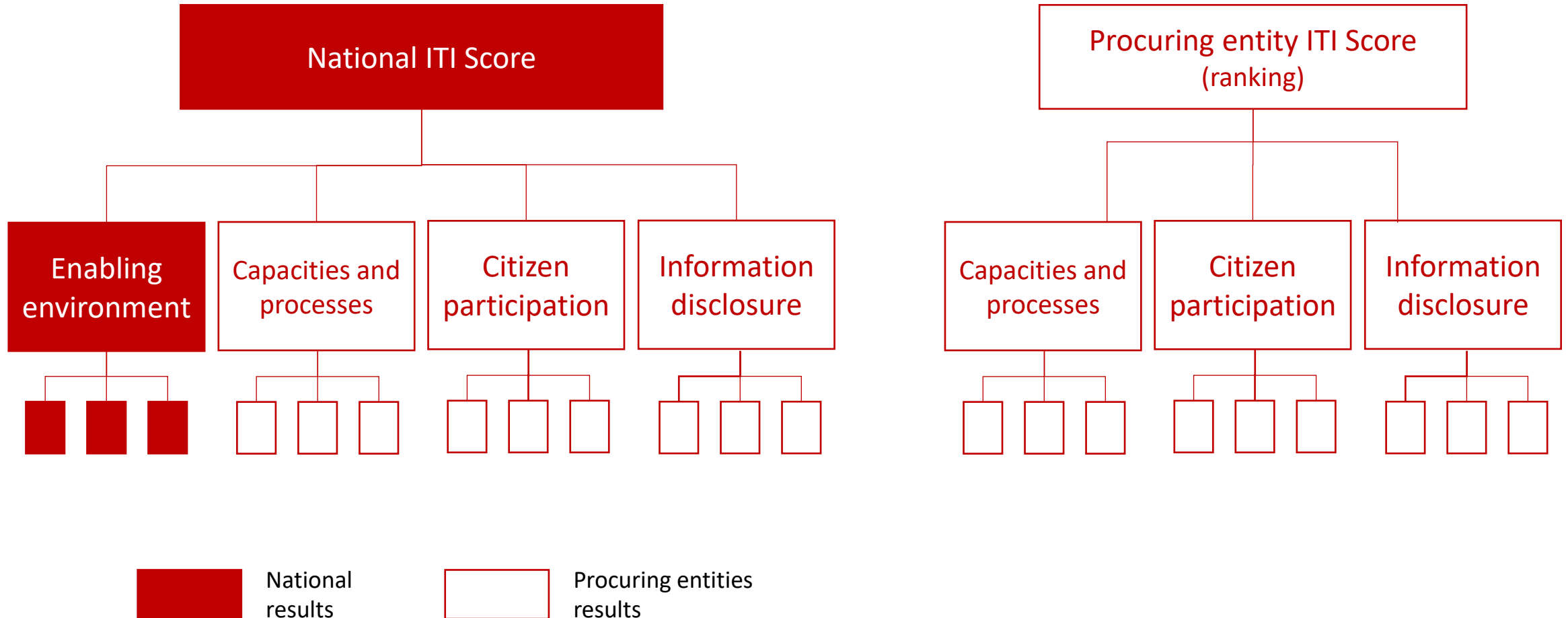
**IV. Information disclosure:** Assesses the amount of data and information disclosed by the procuring entities according to the CoST IDS or the OC4IDS.



# General evaluation rules

- For **Information Disclosure** and **Enabling Environment**:
  - The evaluation focuses in the position of citizens, this means that the indicators are evaluated according to the information available on the web.
  - Their indicators are evaluated by two researchers who work separately. If there is a difference between their results, a third investigator intervenes to resolve the difference.
  - If for any reason there is no access to information on the web, other consultation opportunities were conducted within a period of up to 5 business days.
- For **Capacities and Processes** and **Citizen Participation**:
  - The evaluation is conducted through a survey that is applied online.
- The evaluation of all the indicators takes the time that is necessary.
- The final scores are obtained by multiplications and sums based on the relative weights of each component, and are shown with results ranging from zero to one hundred.

# Scores after the evaluation



# Evaluation technical data sheet

## Infrastructure Transparency Index



# Evaluation criteria

## Procuring Entities Sample Selection

Four criteria were applied:

1. Procuring entity budget size: Contracting entities with the largest institutional budgets were selected.
2. Procuring entity category: A similar number of municipalities, ministries, autonomous entities and public companies were selected.
3. Sectorial Cabinet: Entities from the Economic Cabinet; the Social Cabinet; the Infrastructure Services and Public Companies Cabinet were included.
4. Socio-economic impact: Procuring entities with the highest perceived impact for the general public were selected.

# Evaluated entities

No.	Procuring entity	Type
1	Caja Costarricense del Seguro Social (CCSS)	Autonomous
2	Empresa de Servicios Públicos de Heredia (ESPH)	Non-state public company
3	Instituto Nacional de Aprendizaje (INA)	Autonomous
4	Instituto Costarricense de Acueductos y Alcantarillado (AyA)	Autonomous
5	Instituto Nacional de Seguros (INS)	Autonomous
6	Ministerio de Seguridad Pública	Ministry
7	Consejo Nacional de Vialidad (CONAVI)	Organization attached to ministry
8	Universidad de Costa Rica (UCR)	Autonomous
9	Patronato de Construcciones, Adquisición de Bienes e Instalaciones (PCIAB)	Organization attached to ministry
10	Banco de Costa Rica (BCR)	Autonomous
11	Poder Judicial de Costa Rica	Supreme Court of Justice
12	Comisión Nacional de Prevención de Riesgos y Atención de Emergencias (CNE)	Governing institution of the State policy on Risk Management
13	Refinadora Costarricense de Petróleo (RECOPE)	State public company
14	Universidad Nacional (UNA)	Autonomous
15	Ministerio de Obras Públicas y Transportes (MOPT)	Ministry

# Evaluated entities

---

No.	Procuring entity	Type
16	Instituto de Desarrollo Rural (INDER)	Autonomous
17	Instituto Costarricense de Turismo (ICT)	Autonomous
18	Municipalidad de Heredia	Municipality
19	Municipalidad de San José	Municipality
20	Servicio Nacional de Aguas Subterráneas Riego y Avenamiento (SENARA)	Autonomous
21	Municipalidad de Pérez Zeledón	Municipality
22	Instituto Costarricense de Ferrocarriles (INCOFER)	Autonomous
23	Municipalidad de Alajuela	Municipality
24	Ministerio de Justicia y Paz	Ministry
25	Municipalidad de San Carlos	Municipality
26	Instituto Costarricense de Puertos del Pacífico (INCOP)	Autonomous
27	Instituto Tecnológico de Costa Rica (ITCR)	Autonomous
28	Dirección General de Aviación Civil (DGAC)	Organization attached to ministry
29	Consejo de Seguridad Vial (COSEVI)	Organization attached to ministry
30	Municipalidad de Cartago	Municipality

---

# Evaluation criteria

## Infrastructure projects

Two criteria were applied for the selection of two projects per procuring entity:

1. A first project was selected based on the size of its budget and the impact perceived by the general public.
2. A second project was selected at random. In some cases, the lack of information forced the selection of the second project among the few that could be found on the web.



# Evaluation period and method



- Data was collected in February and April 2021:
  - National websites were consulted
  - Contracting entity websites were consulted
  - A survey form was completed in each procuring entity, in all cases, it was done by the Public Information Officer
- The survey was completed in digital format.

# Data collection process

---

## Capacities and Processes + Citizen Participation (Dim 2+3)

<u>Total</u> (38 items per PE)	<u>1140</u>	<u>100%</u>
Responses	939	82%
Supportive comments	797	70%
Evidences provided	99	9%

## Information Disclosure (Dim 4)

<u>Total</u> (22 items per project and 44 per PE)	<u>1320</u>	<u>100%</u>
Responses	1320	100%

---

# Summary

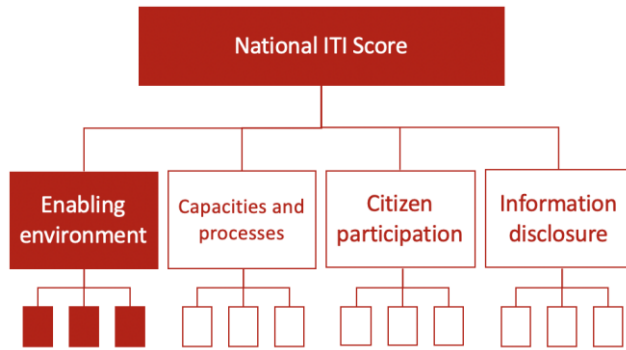
- **Distribution of entities:**
  - 30 procuring entities in total
    - 13 autonomous
    - 7 ministries or organizations attached to ministry
    - 6 municipalities
    - 1 Non-state public company
    - 1 Supreme Court of Justice
    - 1 Governing institution of the State policy on Risk Management
    - 1 State public company
- **Evaluated infrastructure projects:**
  - 60 infrastructure projects in total
    - 30 large-scale infrastructure projects
    - 30 randomly selected infrastructure projects
  - 2 projects in each procuring entity
- **Surveys:**
  - 25 surveys completed by each Public Information Officer or similar
  - 5 entities did not complete the survey

# Main Results

## Infrastructure Transparency Index



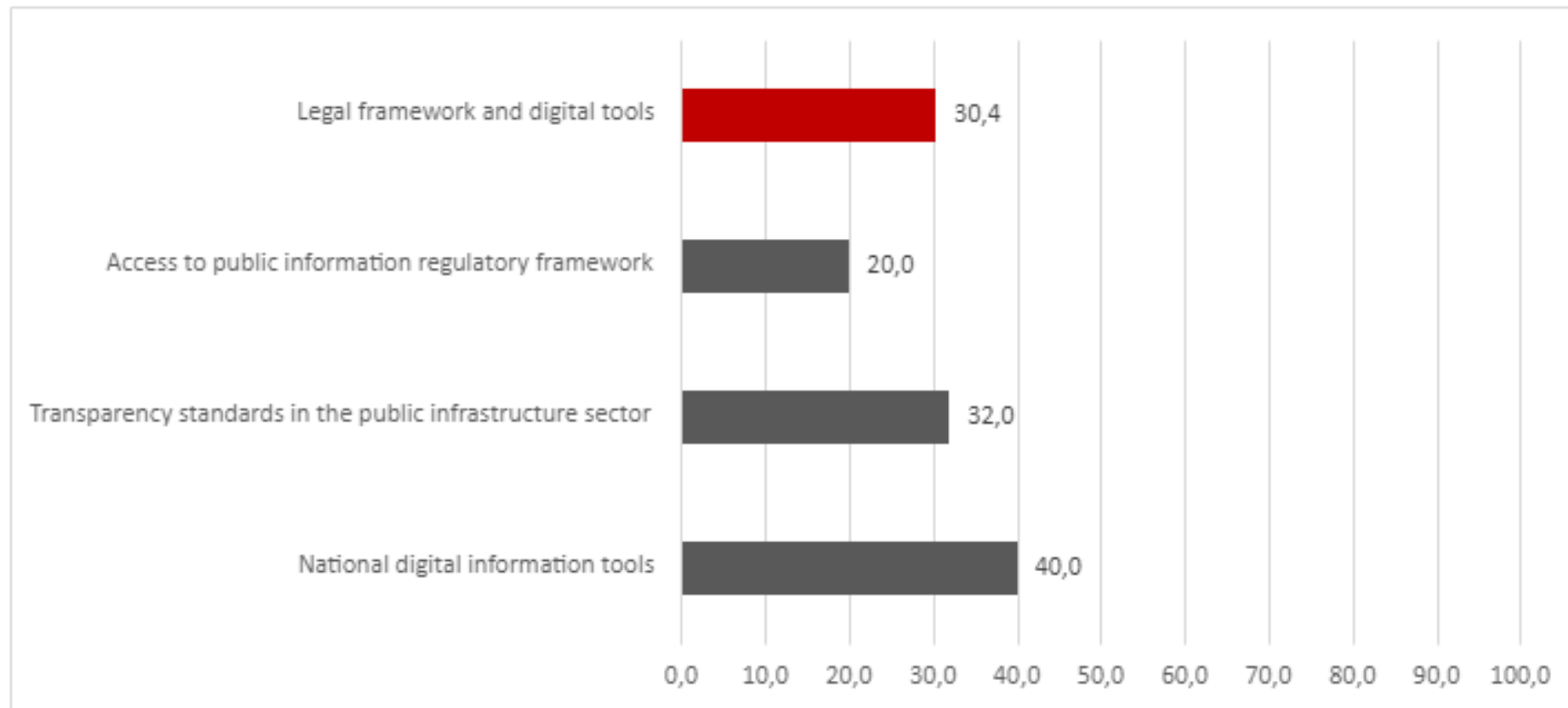
# National ITI Score



Level	Name	Score
Global	National ITI Score	47,51
Dimension 1	Enabling environment	30,40
Dimension 2	Capacities and processes	41,80
Dimension 3	Citizen participation	37,36
Dimension 4	Information disclosure	67,16

# National ITI Scores

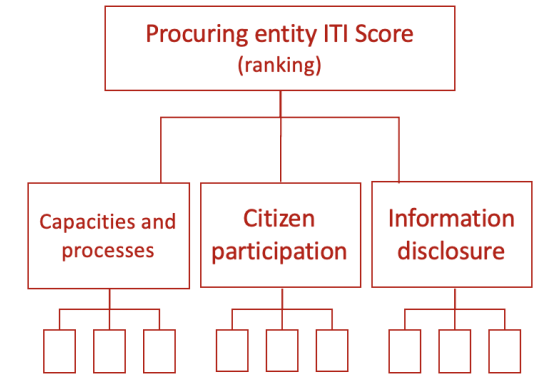
Dimension: Enabling environment (*variable y sub-variables*)



# Procuring entity ITI Scores

## National ranking

Ranking	PE Name	PE ITI Score
1	Ministerio de Obras Públicas y Transportes (MOPT)	77,44
2	Municipalidad de Pérez Zeledón	75,71
3	Instituto Nacional de Seguros	72,01
4	Refinadora Costarricense de Petróleo (RECOPE)	69,62
5	Poder Judicial	63,66
6	Instituto Costarricense de Acueductos y Alcantarillado (AyA)	63,58
7	Caja Costarricense del Seguro Social (CCSS)	63,06
8	Comisión Nacional de Prevención de Riesgos y Atención de Emergencias (CNE)	61,81
9	Consejo Nacional de Vialidad	61,69
10	Servicio Nacional de Aguas Subterráneas Riego y Avenamiento (Senara)	60,82
11	Municipalidad de San José	59,97
12	Instituto Nacional de Aprendizaje (INA)	58,03
13	Municipalidad de Cartago	57,04
14	Dirección General de Aviación Civil (DGAC)	56,56
15	Universidad Nacional (UNA)	52,28

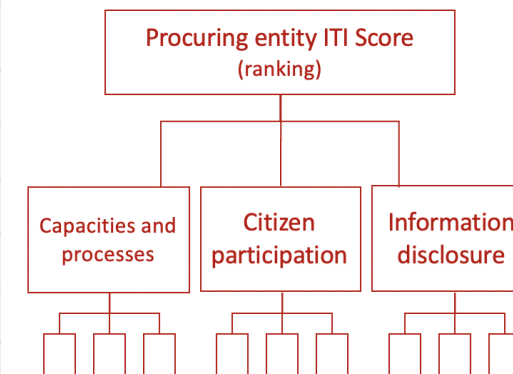




# Procuring entity ITI Scores

## National ranking

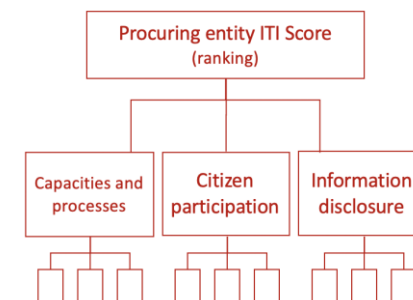
Ranking	PE Name	PE ITI Score
16	Ministerio de Seguridad Pública	51,88
17	Universidad de Costa Rica (UCR)	50,83
18	Municipalidad de San Carlos	50,60
19	Instituto de Puertos al Pacífico (INCOP)	50,20
20	Ministerio de Justicia y Paz	47,60
21	Instituto Costarricense de Ferrocarriles (INCOFER)	45,72
22	Patronato de Construcciones, Instalaciones y Adquisición de Bienes del Ministerio de Justicia y Paz (PCIAB)	42,79
23	Municipalidad de Heredia	38,74
24	Instituto Tecnológico de Costa Rica (ITCR)	37,46
25	Consejo de Seguridad Vial (COSEVI)	32,91
26	Instituto de Desarrollo Rural (INDER)	32,20
27	Municipalidad de Alajuela	27,79
28	Banco de Costa Rica (BCR)	26,66
29	Instituto Costarricense de Turismo	25,52
30	Empresa de Servicios Públicos de Heredia (ESPH)	10,84



# Procuring entity ITI Scores

## Ranking and detail by dimension

Ranking	Nombre de la Entidad de Contratación	PE ITI Score	Capacities and Processes	Citizen Participation	Information Disclosure
1	Ministerio de Obras Públicas y Transportes (MOPT)	77,44	63,04	81,30	87,63
2	Municipalidad de Pérez Zeledón	75,71	81,33	95,05	58,70
3	Instituto Nacional de Seguros	72,01	67,20	50,20	89,85
4	Refinadora Costarricense de Petróleo (RECOPE)	69,62	57,62	67,10	81,70
5	Poder Judicial	63,66	56,35	49,75	78,75
6	Instituto Costarricense de Acueductos y Alcantarillado (AyA)	63,58	69,08	83,35	46,40
7	Caja Costarricense del Seguro Social (CCSS)	63,06	66,86	19,20	87,15
8	Comisión Nacional de Prevención de Riesgos y Atención de Emergencias (CNE)	61,81	43,02	46,60	87,75
9	Consejo Nacional de Vialidad	61,69	49,28	45,85	82,45
10	Servicio Nacional de Aguas Subterráneas Riego y Avenamiento (Senara)	60,82	36,56	34,50	98,50
11	Municipalidad de San José	59,97	48,39	39,45	82,93
12	Instituto Nacional de Aprendizaje (INA)	58,03	43,42	56,30	71,90
13	Municipalidad de Cartago	57,04	38,48	51,00	77,05
14	Dirección General de Aviación Civil (DGAC)	56,56	35,79	36,55	87,25
15	Universidad Nacional (UNA)	52,28	74,84	51,15	33,25



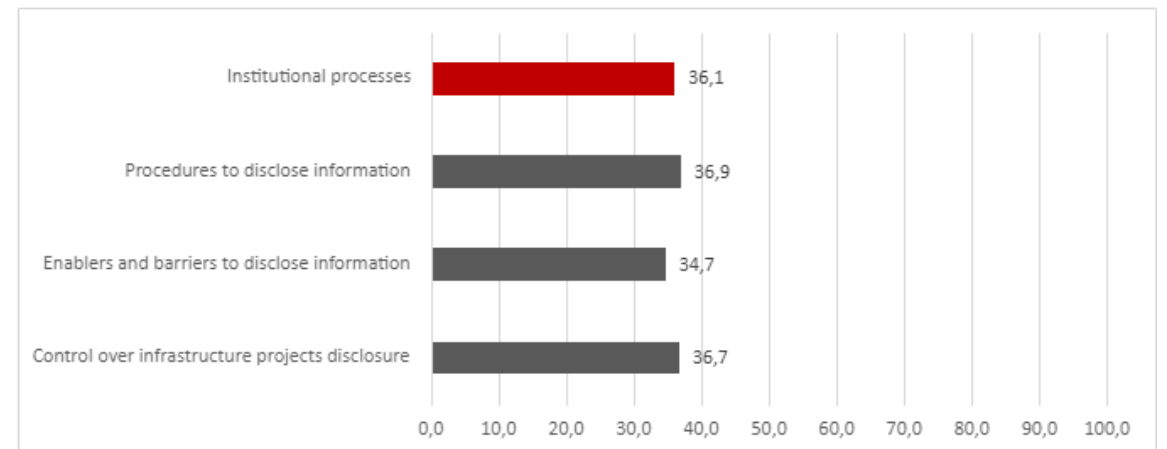
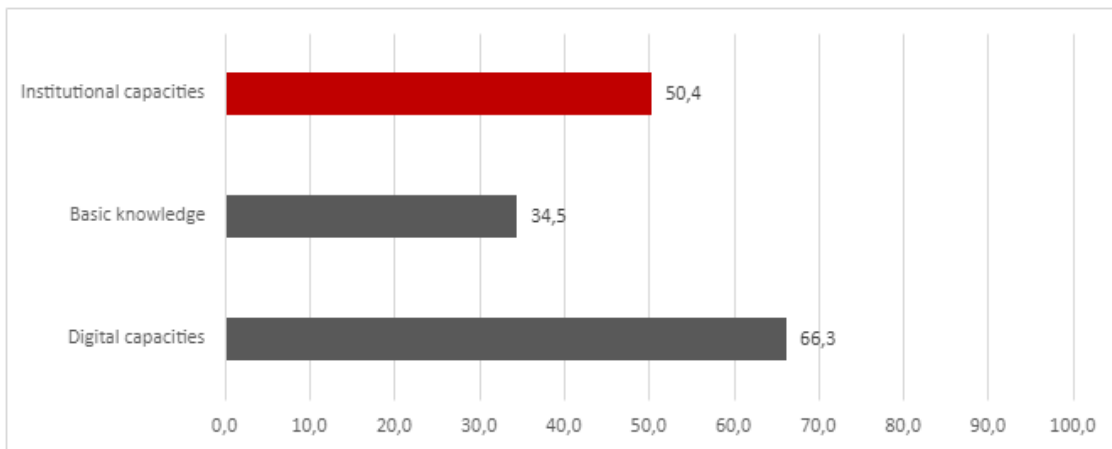
# Procuring entity ITI Scores

## Ranking and detail by dimension

Ranking	Nombre de la Entidad de Contratación	PE ITI Score	Capacities and Processes	Citizen Participation	Information Disclosure
16	Ministerio de Seguridad Pública	51,88	21,92	18,45	99,00
17	Universidad de Costa Rica (UCR)	50,83	39,38	13,80	84,00
18	Municipalidad de San Carlos	50,60	73,89	56,30	26,65
19	Instituto de Puertos al Pacífico (INCOP)	50,20	43,81	55,05	52,75
20	Ministerio de Justicia y Paz	47,60	34,89	3,30	86,40
21	Instituto Costarricense de Ferrocarriles (INCOFER)	45,72	49,99	64,75	30,10
22	Patronato de Construcciones, Instalaciones y Adquisición de Bienes del Ministerio de Justicia y Paz (PCIAB)	42,79	32,90	0,00	78,18
23	Municipalidad de Heredia	38,74	41,60	63,45	20,80
24	Instituto Tecnológico de Costa Rica (ITCR)	37,46	51,74	7,65	43,60
25	Consejo de Seguridad Vial (COSEVI)	32,91	0,00	0,00	82,28
26	Instituto de Desarrollo Rural (INDER)	32,20	32,50	30,75	32,85
27	Municipalidad de Alajuela	27,79	0,00	0,00	69,48
28	Banco de Costa Rica (BCR)	26,66	0,00	0,00	66,65
29	Instituto Costarricense de Turismo	25,52	0,00	0,00	63,80
30	Empresa de Servicios Públicos de Heredia (ESPH)	10,84	0,00	0,00	27,10

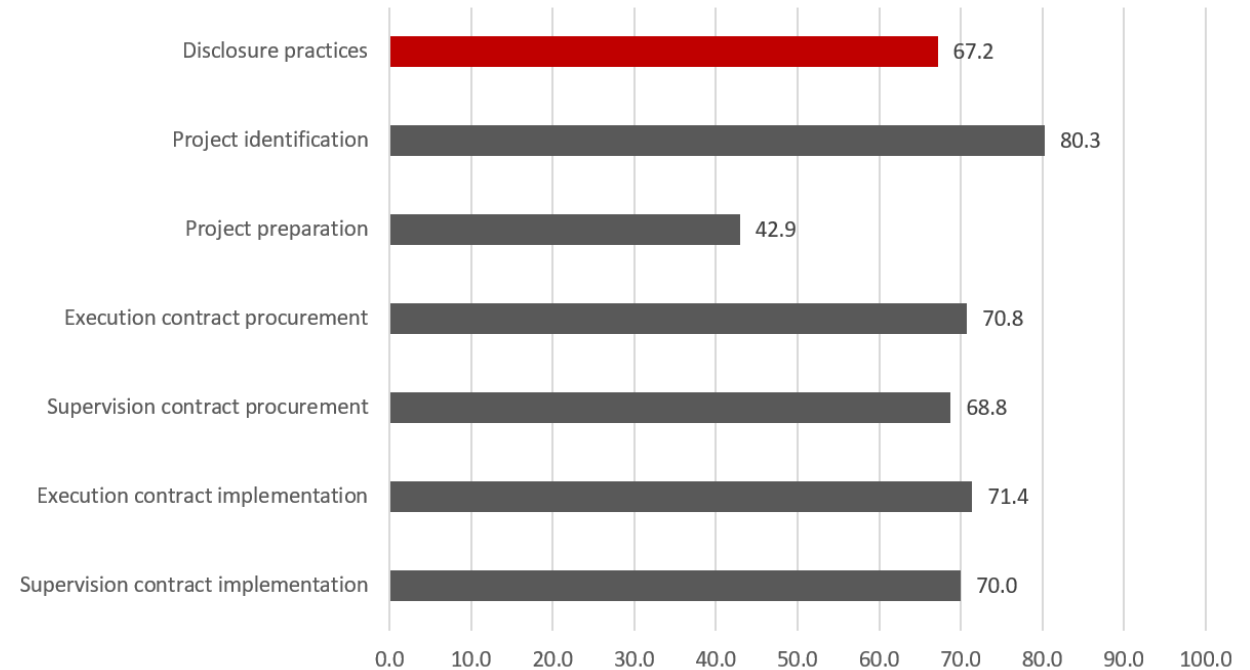
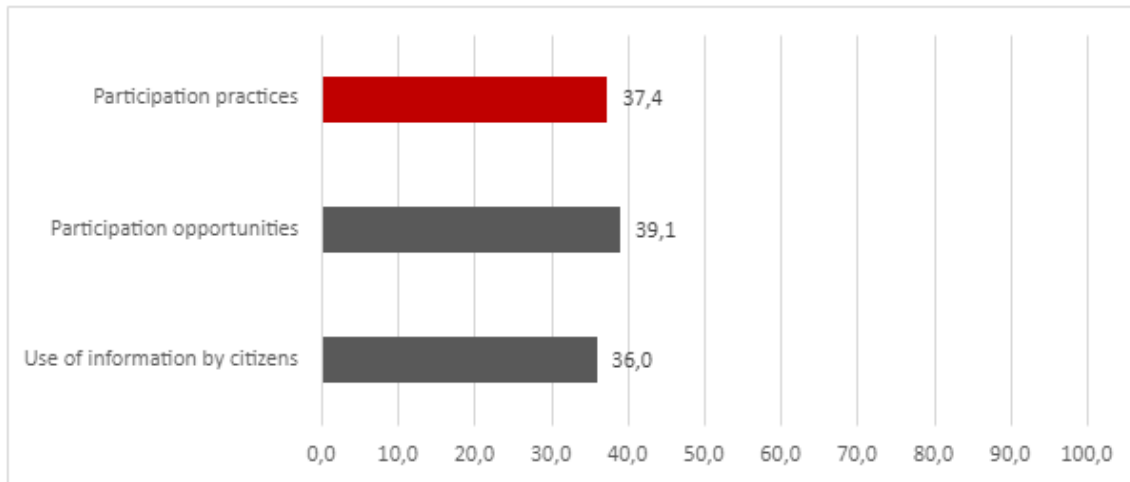
# Procuring entity ITI Scores: Average entity

Dimension: Capacities and processes (*variables and sub-variables*)



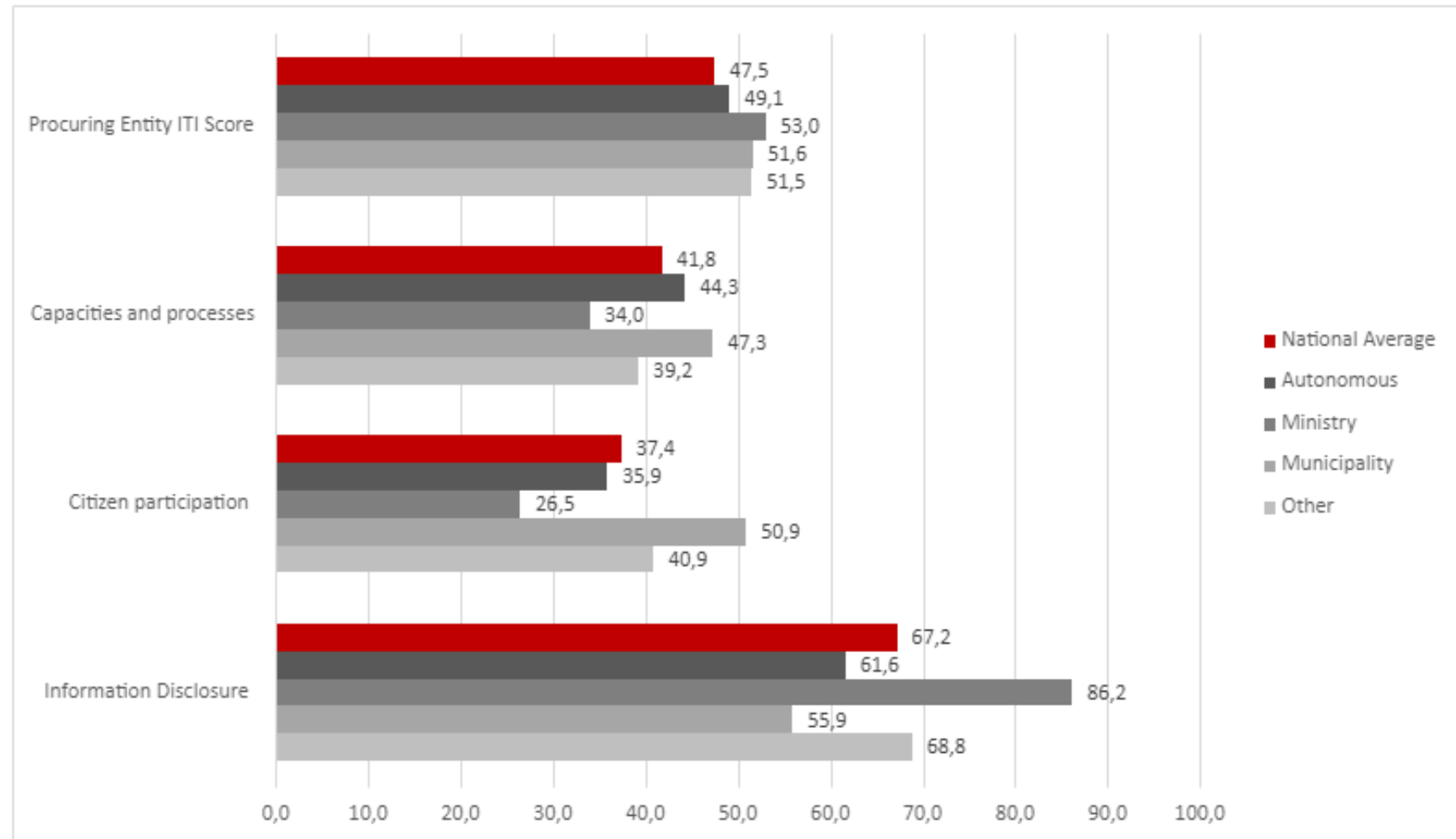
# Procuring entity ITI Scores: Average entity

Dimension: Citizen participation + Information Disclosure (*variable y sub-variables*)



# Procuring entity ITI Scores

Average by PE type



# Results by procuring entity

## Infrastructure Transparency Index





## Ministerio de Obras Públicas y Transportes

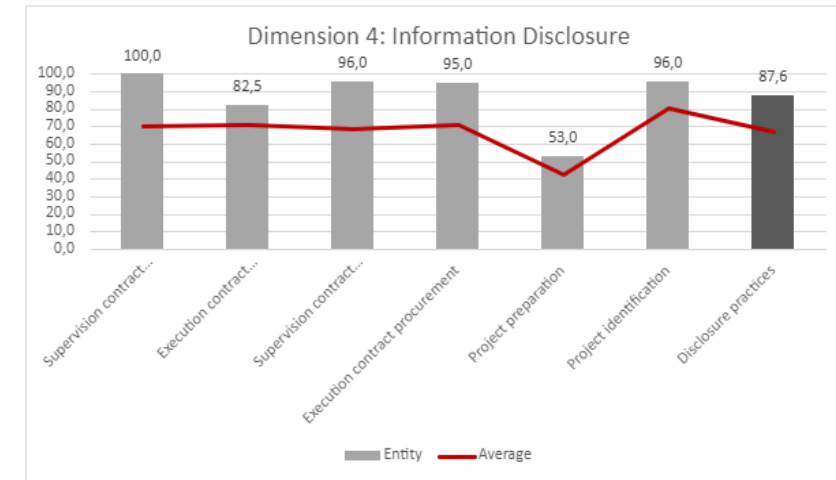
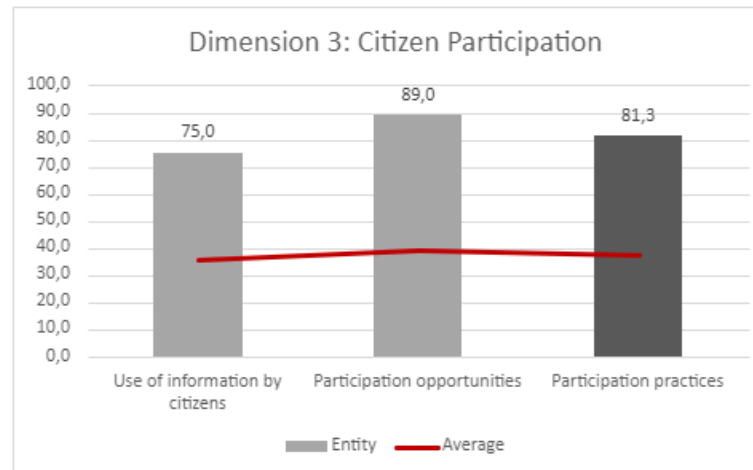
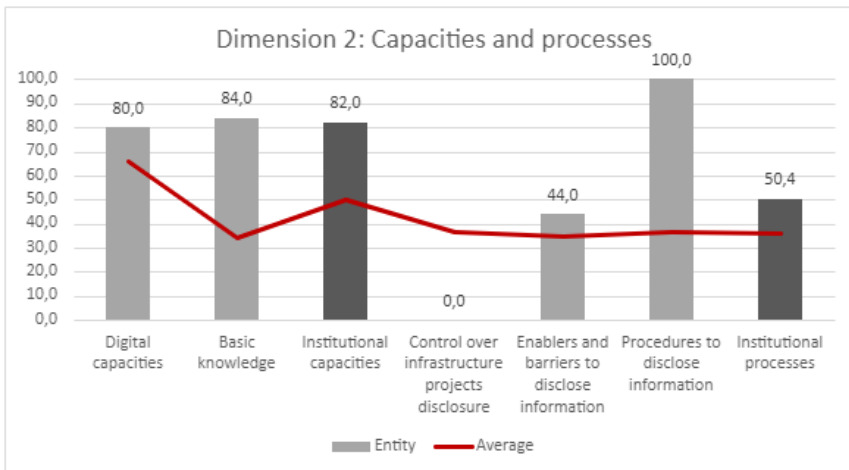
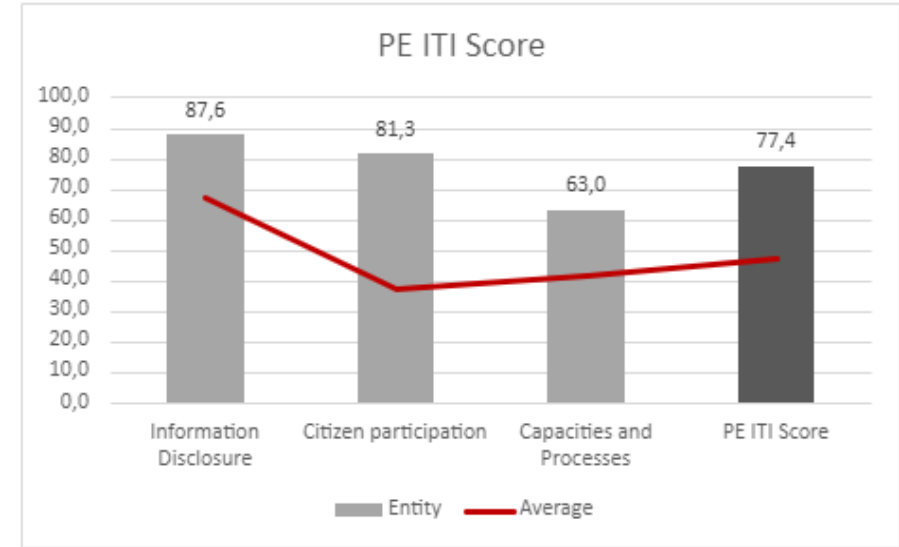
Procuring Entity Type	Ministry
Ranking	1

Resume	Entity	Average
PE ITI Score	77,4	47,5
Capacities and Processes	63,0	41,8
Citizen participation	81,3	37,4
Information Disclosure	87,6	67,2

Dimension 2: Capacities and Processes	Entity	Average
Institutional capacities	82,0	50,4
Basic knowledge	84,0	34,5
Digital capacities	80,0	66,3
Institutional processes	50,4	36,1
Procedures to disclose information	100,0	36,9
Enablers and barriers to disclose information	44,0	34,7
Control over infrastructure projects disclosure	0,0	36,7

Dimension 3: Citizen participation	Entity	Average
Participation practices	81,3	37,4
Participation opportunities	89,0	39,1
Use of information by citizens	75,0	36,0

Dimension 4: Information disclosure	Entity	Average
Disclosure practices	87,6	67,2
Project identification	96,0	80,3
Project preparation	53,0	42,9
Execution contract procurement	95,0	70,8
Supervision contract procurement	96,0	68,8
Execution contract implementation	82,5	71,4
Supervision contract implementation	100,0	70,0



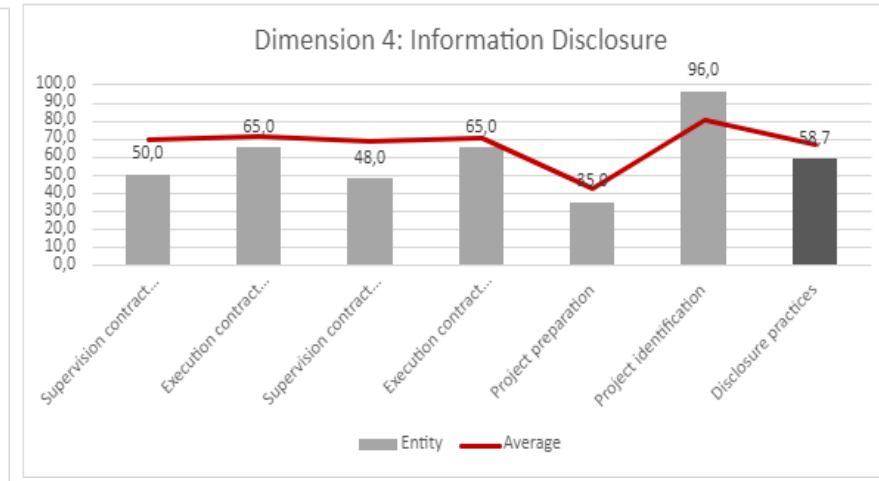
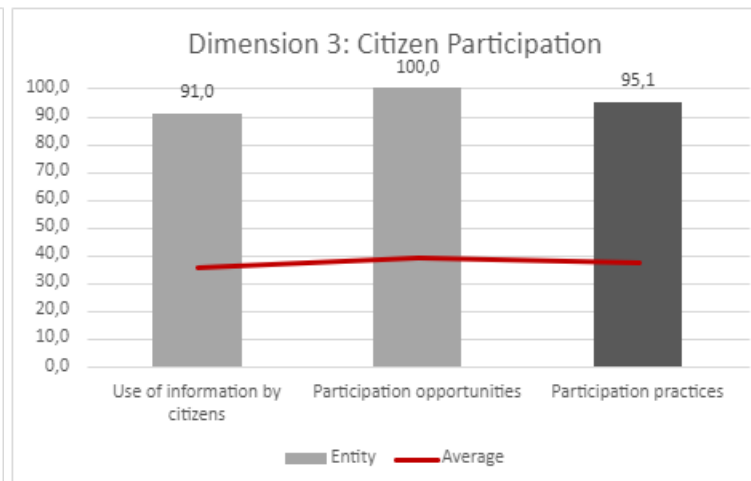
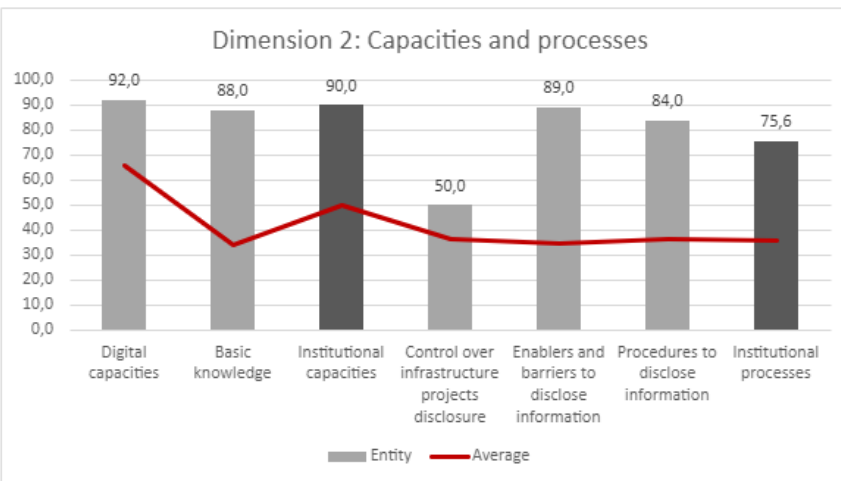
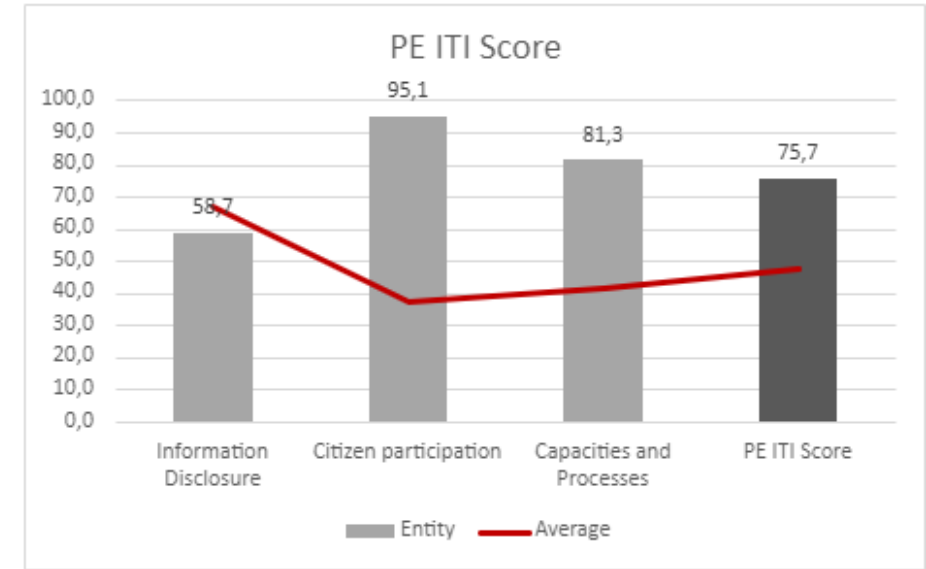
Municipalidad de Pérez Zeledón	
Procuring Entity Type	Municipality
Ranking	2

Resume	Entity	Average
PE ITI Score	75,7	47,5
Capacities and Processes	81,3	41,8
Citizen participation	95,1	37,4
Information Disclosure	58,7	67,2

Dimension 2: Capacities and Processes	Entity	Average
Institutional capacities	90,0	50,4
Basic knowledge	88,0	34,5
Digital capacities	92,0	66,3
Institutional processes	75,6	36,1
Procedures to disclose information	84,0	36,9
Enablers and barriers to disclose information	89,0	34,7
Control over infrastructure projects disclosure	50,0	36,7

Dimension 3: Citizen participation	Entity	Average
Participation practices	95,1	37,4
Participation opportunities	100,0	39,1
Use of information by citizens	91,0	36,0

Dimension 4: Information disclosure	Entity	Average
Disclosure practices	58,7	67,2
Project identification	96,0	80,3
Project preparation	35,0	42,9
Execution contract procurement	65,0	70,8
Supervision contract procurement	48,0	68,8
Execution contract implementation	65,0	71,4
Supervision contract implementation	50,0	70,0



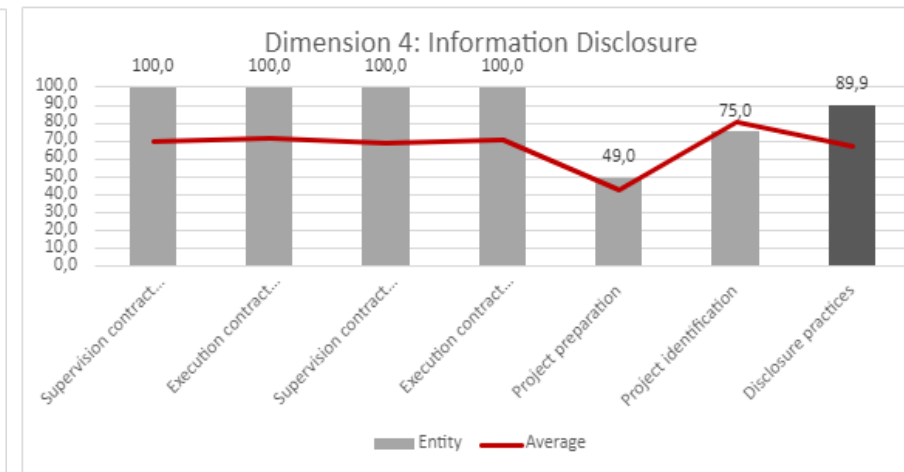
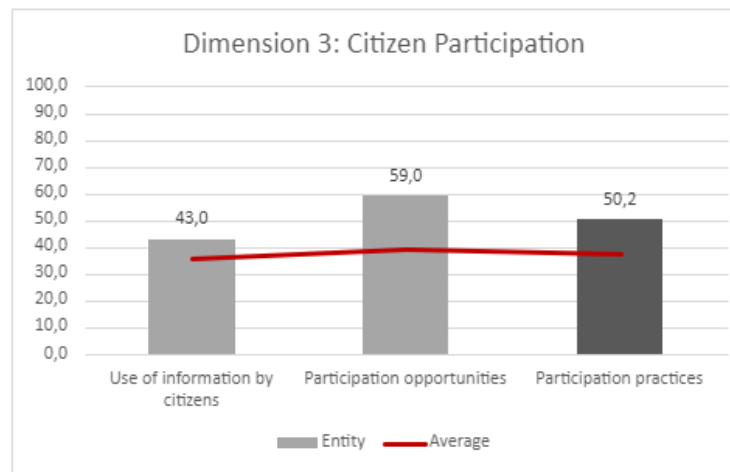
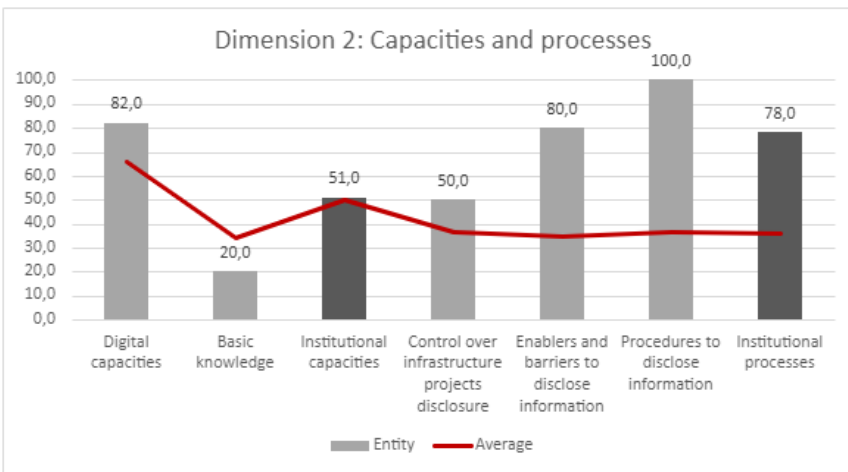
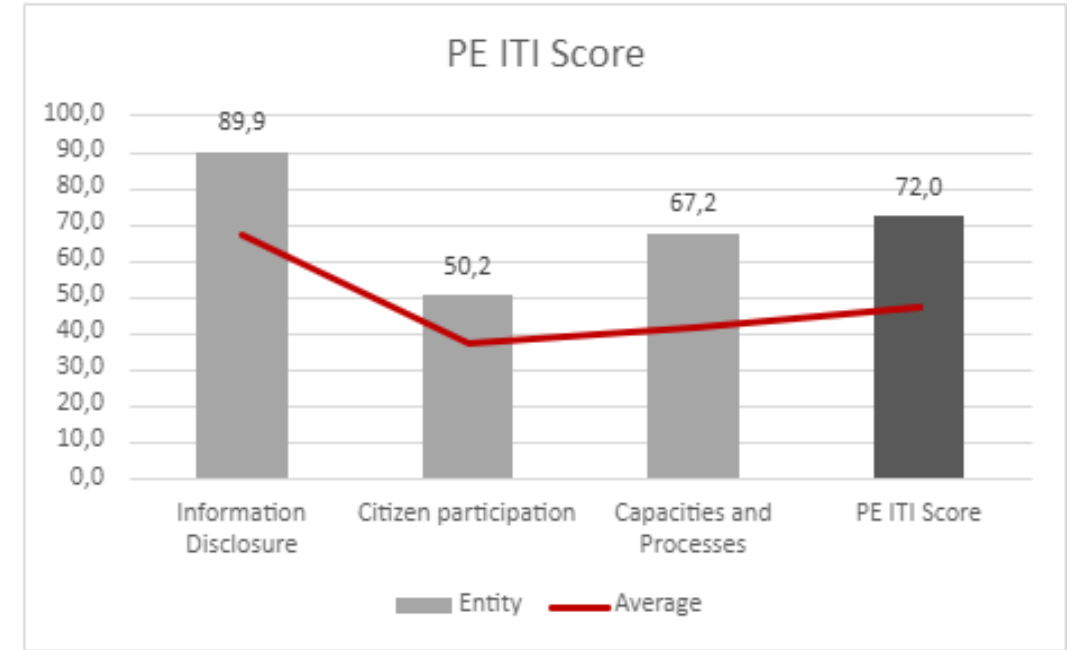
Instituto Nacional de Seguros	
Procuring Entity Type	Autonomous
Ranking	3

Resume	Entity	Average
PE ITI Score	72,0	47,5
Capacities and Processes	67,2	41,8
Citizen participation	50,2	37,4
Information Disclosure	89,9	67,2

Dimension 3: Citizen participation	Entity	Average
Participation practices	50,2	37,4
Participation opportunities	59,0	39,1
Use of information by citizens	43,0	36,0

Dimension 2: Capacities and Processes	Entity	Average
Institutional capacities	51,0	50,4
Basic knowledge	20,0	34,5
Digital capacities	82,0	66,3
Institutional processes	78,0	36,1
Procedures to disclose information	100,0	36,9
Enablers and barriers to disclose information	80,0	34,7
Control over infrastructure projects disclosure	50,0	36,7

Dimension 4: Information disclosure	Entity	Average
Disclosure practices	89,9	67,2
Project identification	75,0	80,3
Project preparation	49,0	42,9
Execution contract procurement	100,0	70,8
Supervision contract procurement	100,0	68,8
Execution contract implementation	100,0	71,4
Supervision contract implementation	100,0	70,0



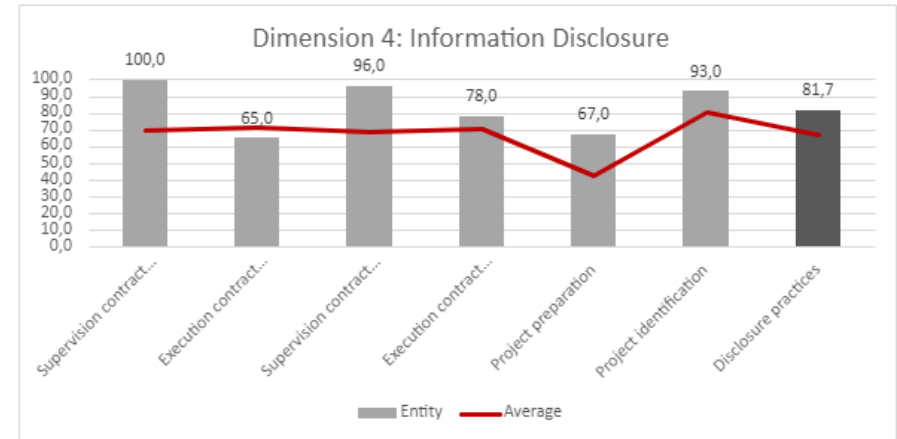
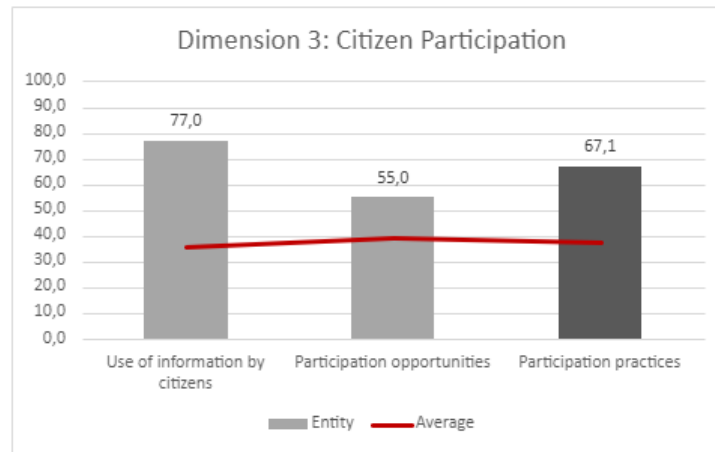
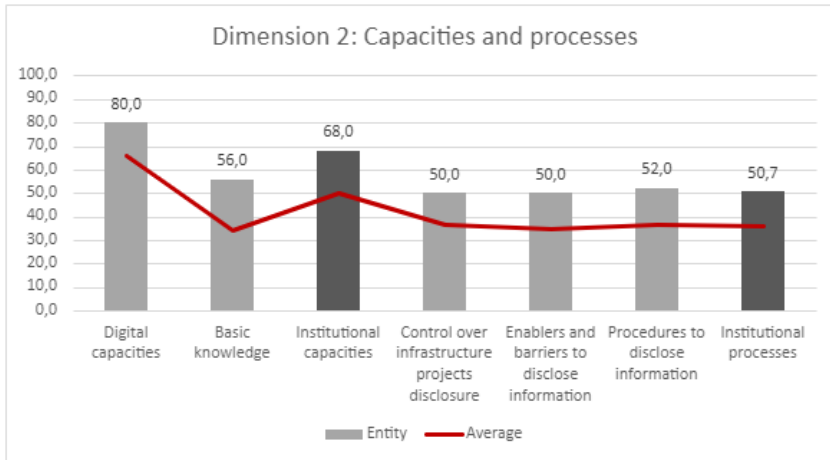
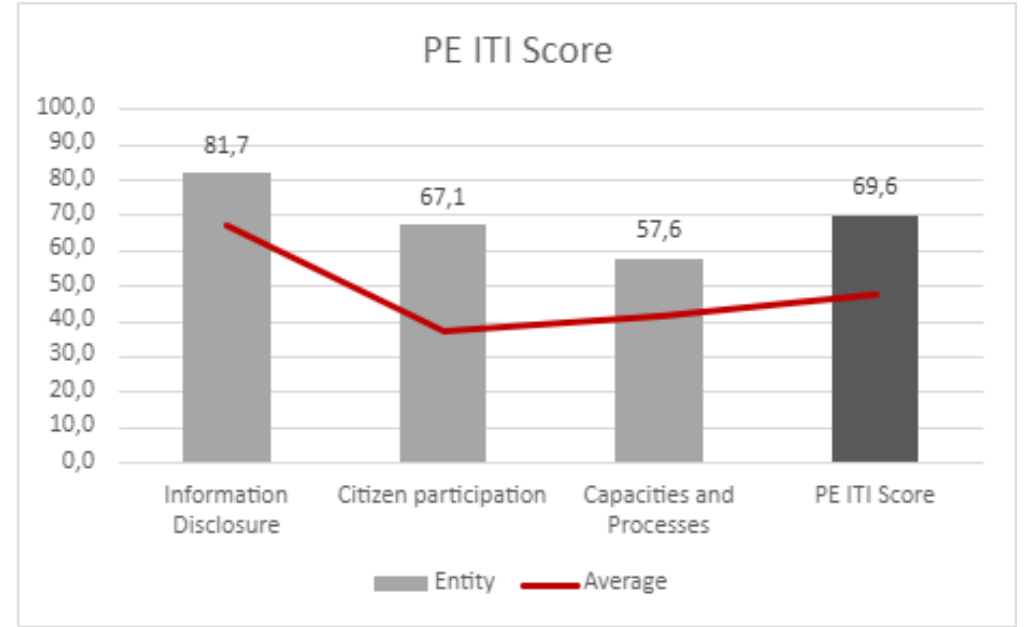
Refinadora Costarricense de Petróleo (RECOPE)	
Procuring Entity Type	Other
Ranking	4

Resume	Entity	Average
<b>PE ITI Score</b>	<b>69,6</b>	<b>47,5</b>
Capacities and Processes	57,6	41,8
Citizen participation	67,1	37,4
Information Disclosure	81,7	67,2

Dimension 2: Capacities and Processes	Entity	Average
<b>Institutional capacities</b>	<b>68,0</b>	<b>50,4</b>
Basic knowledge	56,0	34,5
Digital capacities	80,0	66,3
<b>Institutional processes</b>	<b>50,7</b>	<b>36,1</b>
Procedures to disclose information	52,0	36,9
Enablers and barriers to disclose information	50,0	34,7
Control over infrastructure projects disclosure	50,0	36,7

Dimension 3: Citizen participation	Entity	Average
<b>Participation practices</b>	<b>67,1</b>	<b>37,4</b>
Participation opportunities	55,0	39,1
Use of information by citizens	77,0	36,0

Dimension 4: Information disclosure	Entity	Average
<b>Disclosure practices</b>	<b>81,7</b>	<b>67,2</b>
Project identification	93,0	80,3
Project preparation	67,0	42,9
Execution contract procurement	78,0	70,8
Supervision contract procurement	96,0	68,8
Execution contract implementation	65,0	71,4
Supervision contract implementation	100,0	70,0



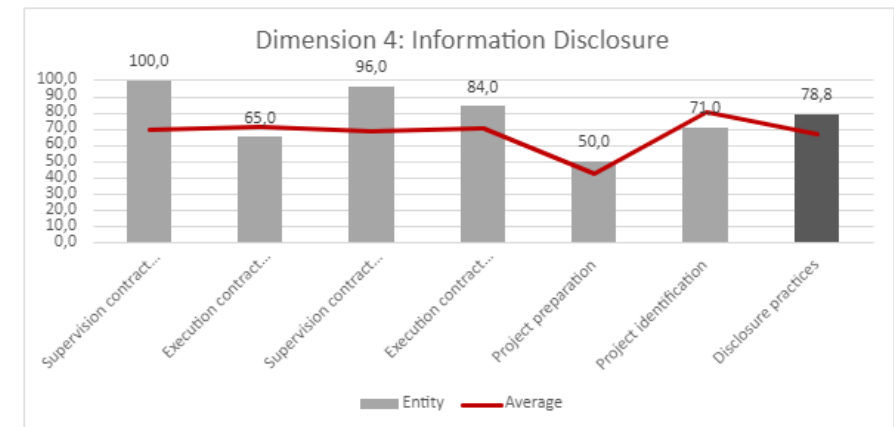
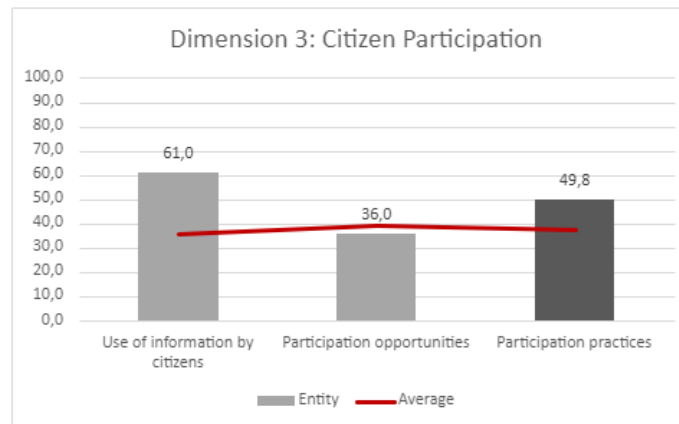
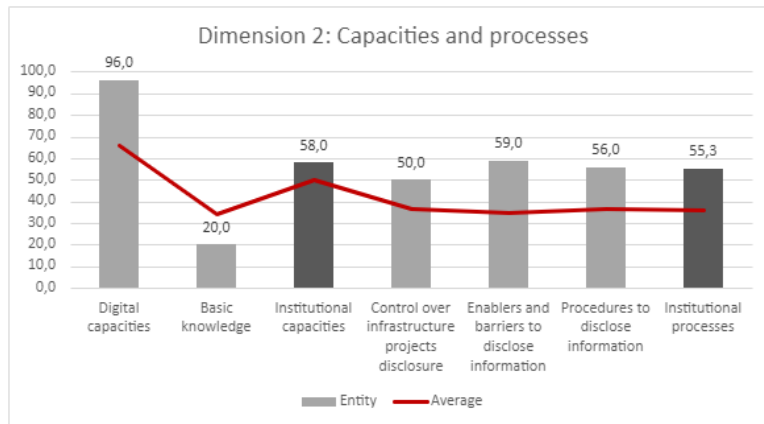
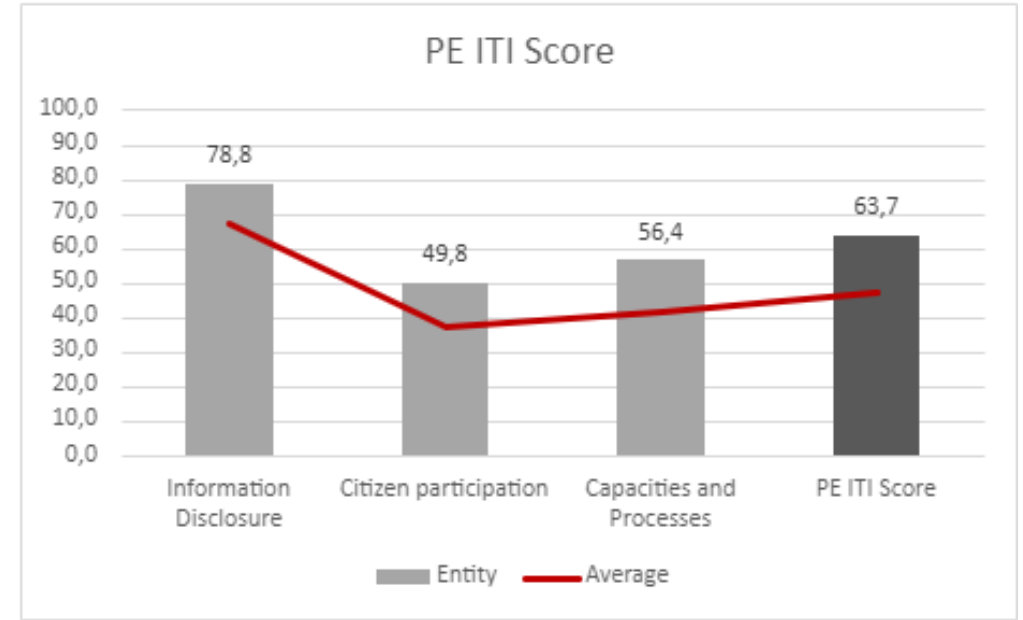
Poder Judicial	
Procuring Entity Type	Other
Ranking	5

Resume	Entity	Average
PE ITI Score	63,7	47,5
Capacities and Processes	56,4	41,8
Citizen participation	49,8	37,4
Information Disclosure	78,8	67,2

Dimension 2: Capacities and Processes	Entity	Average
Institutional capacities	58,0	50,4
Basic knowledge	20,0	34,5
Digital capacities	96,0	66,3
Institutional processes	55,3	36,1
Procedures to disclose information	56,0	36,9
Enablers and barriers to disclose information	59,0	34,7
Control over infrastructure projects disclosure	50,0	36,7

Dimension 3: Citizen participation	Entity	Average
Participation practices	49,8	37,4
Participation opportunities	36,0	39,1
Use of information by citizens	61,0	36,0

Dimension 4: Information disclosure	Entity	Average
Disclosure practices	78,8	67,2
Project identification	71,0	80,3
Project preparation	50,0	42,9
Execution contract procurement	84,0	70,8
Supervision contract procurement	96,0	68,8
Execution contract implementation	65,0	71,4
Supervision contract implementation	100,0	70,0



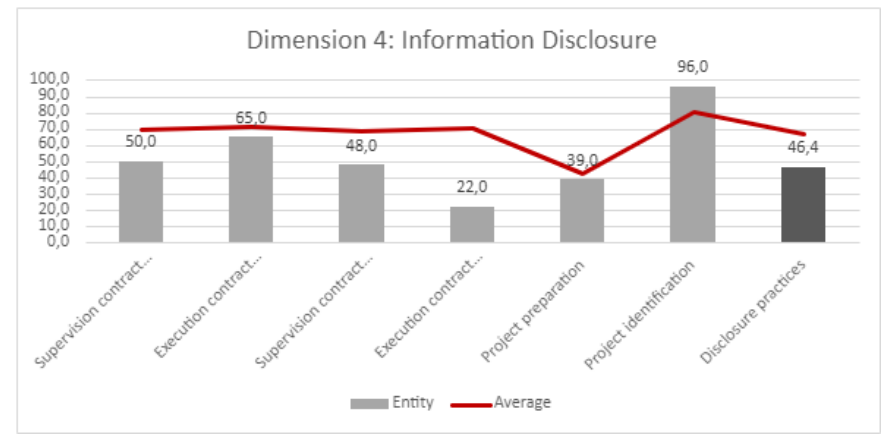
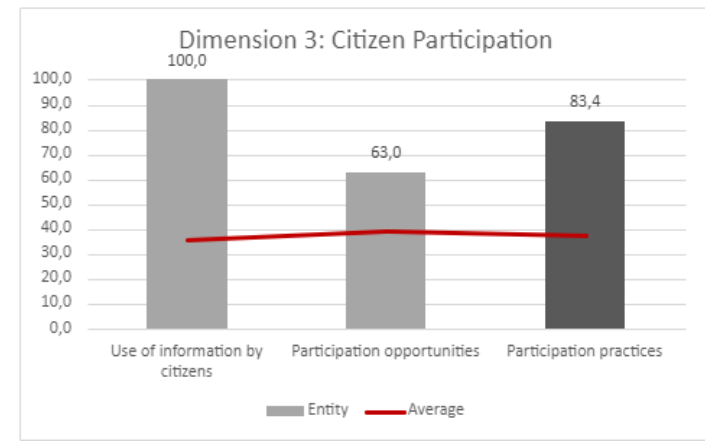
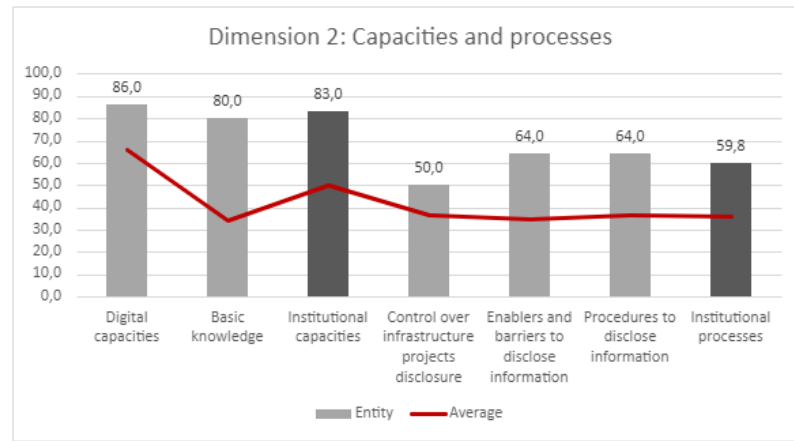
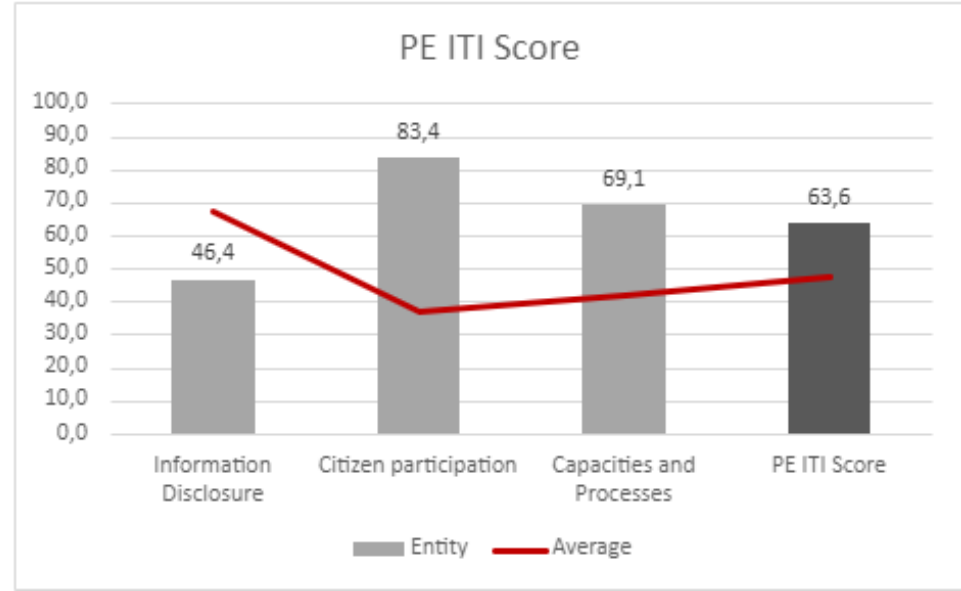
Instituto Costarricense de Acueductos y Alcantarillado (AyA)	
Procuring Entity Type	Autonomous
Ranking	6

Resume	Entity	Average
<b>PE ITI Score</b>	<b>63,6</b>	<b>47,5</b>
Capacities and Processes	69,1	41,8
Citizen participation	83,4	37,4
Information Disclosure	46,4	67,2

Dimension 2: Capacities and Processes	Entity	Average
<b>Institutional capacities</b>	<b>83,0</b>	<b>50,4</b>
Basic knowledge	80,0	34,5
Digital capacities	86,0	66,3
<b>Institutional processes</b>	<b>59,8</b>	<b>36,1</b>
Procedures to disclose information	64,0	36,9
Enablers and barriers to disclose information	64,0	34,7
Control over infrastructure projects disclosure	50,0	36,7

Dimension 3: Citizen participation	Entity	Average
<b>Participation practices</b>	<b>83,4</b>	<b>37,4</b>
Participation opportunities	63,0	39,1
Use of information by citizens	100,0	36,0

Dimension 4: Information disclosure	Entity	Average
<b>Disclosure practices</b>	<b>46,4</b>	<b>67,2</b>
Project identification	96,0	80,3
Project preparation	39,0	42,9
Execution contract procurement	22,0	70,8
Supervision contract procurement	48,0	68,8
Execution contract implementation	65,0	71,4
Supervision contract implementation	50,0	70,0



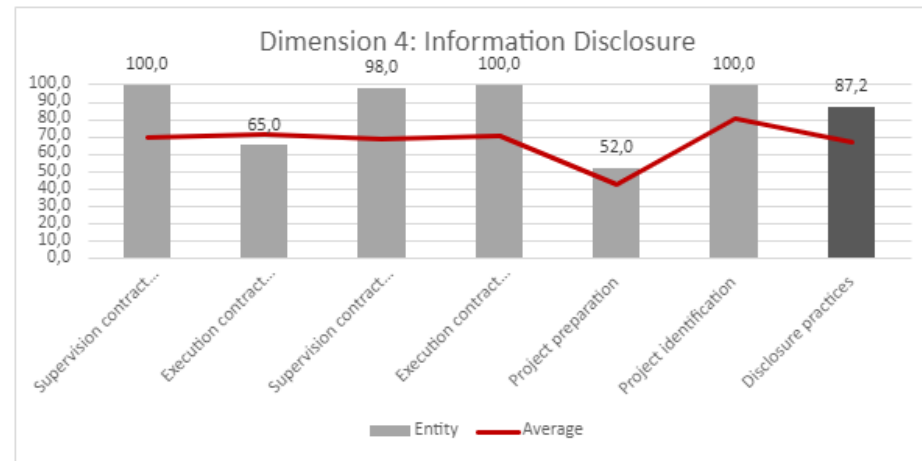
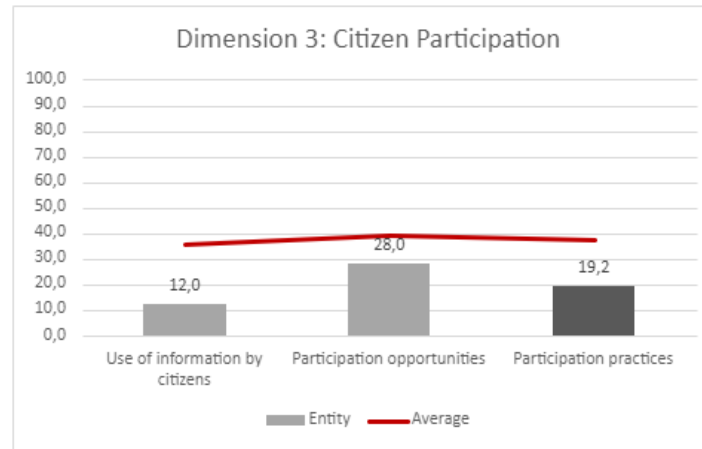
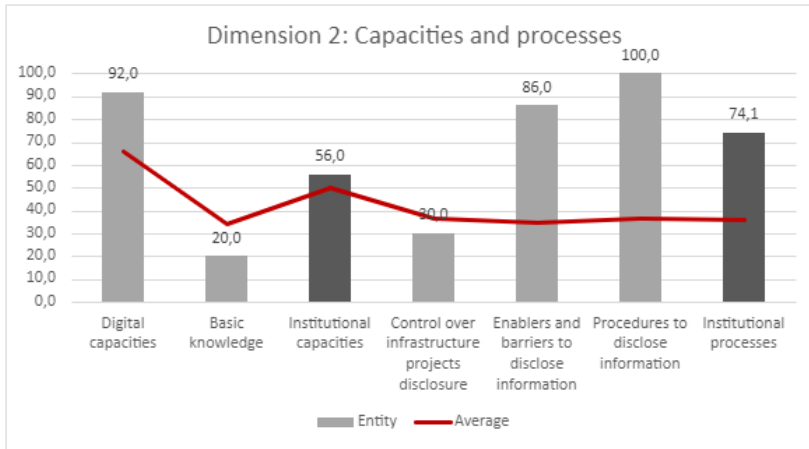
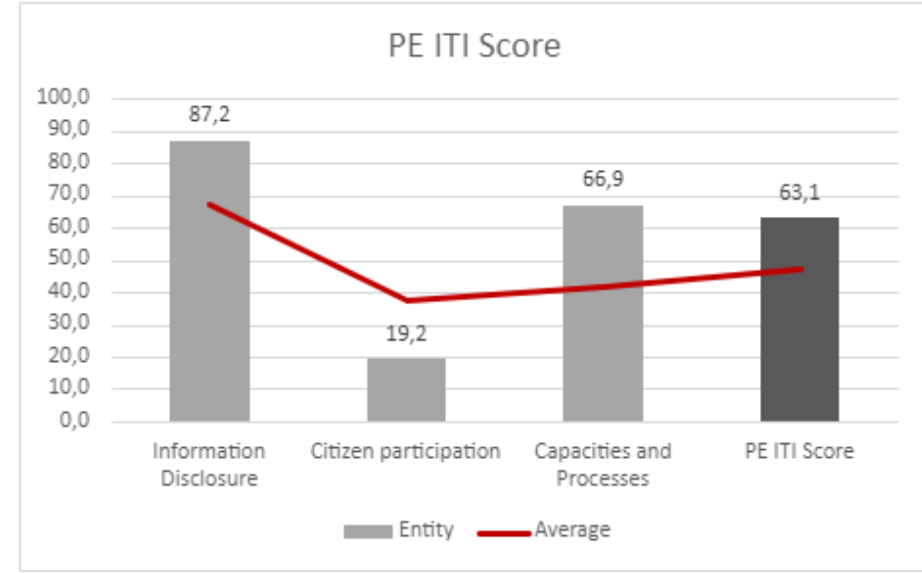
Caja Costarricense del Seguro Social (CCSS)	
Procuring Entity Type	Autonomous
Ranking	7

Resume	Entity	Average
PE ITI Score	63,1	47,5
Capacities and Processes	66,9	41,8
Citizen participation	19,2	37,4
Information Disclosure	87,2	67,2

Dimension 3: Citizen participation	Entity	Average
Participation practices	19,2	37,4
Participation opportunities	28,0	39,1
Use of information by citizens	12,0	36,0

Dimension 2: Capacities and Processes	Entity	Average
Institutional capacities	56,0	50,4
Basic knowledge	20,0	34,5
Digital capacities	92,0	66,3
Institutional processes	74,1	36,1
Procedures to disclose information	100,0	36,9
Enablers and barriers to disclose information	86,0	34,7
Control over infrastructure projects disclosure	30,0	36,7

Dimension 4: Information disclosure	Entity	Average
Disclosure practices	87,2	67,2
Project identification	100,0	80,3
Project preparation	52,0	42,9
Execution contract procurement	100,0	70,8
Supervision contract procurement	98,0	68,8
Execution contract implementation	65,0	71,4
Supervision contract implementation	100,0	70,0





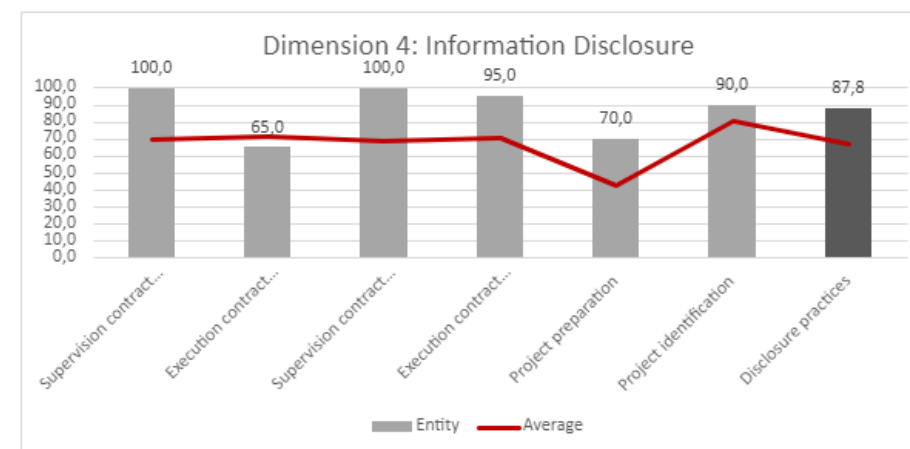
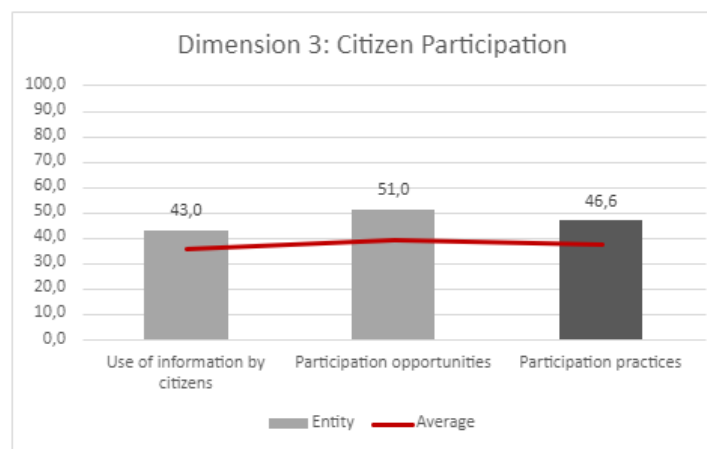
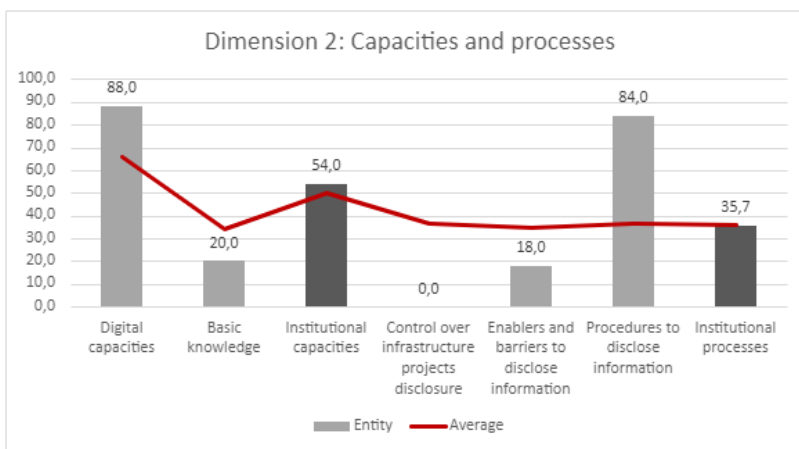
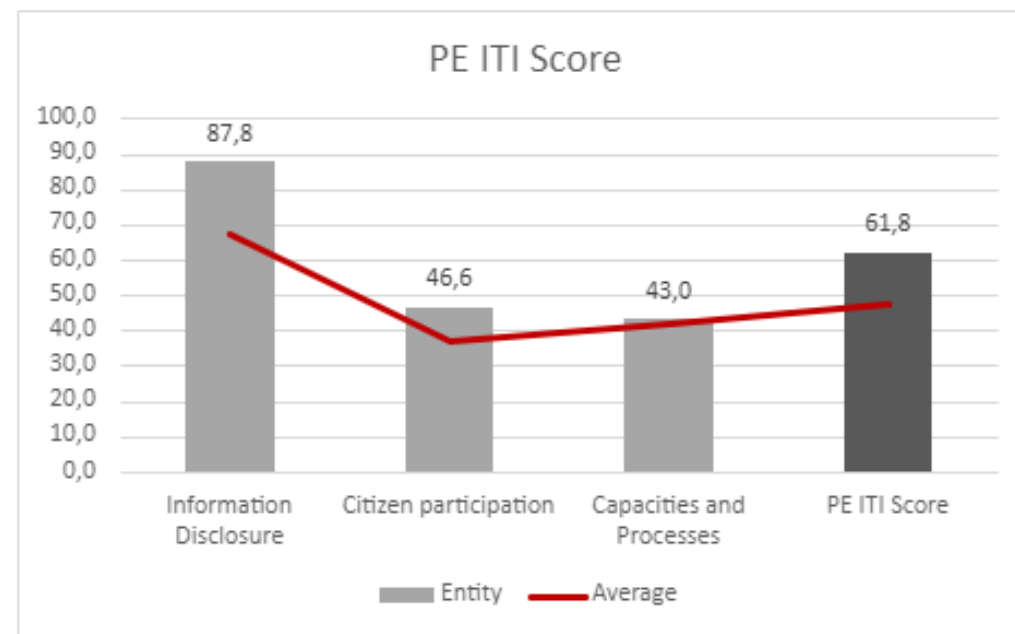
Comision Nacional de Prevencion de Riesgos y Atencion de Emergencias (CNE)	
Procuring Entity Type	Other
Ranking	8

Resume	Entity	Average
PE ITI Score	61,8	47,5
Capacities and Processes	43,0	41,8
Citizen participation	46,6	37,4
Information Disclosure	87,8	67,2

Dimension 3: Citizen participation	Entity	Average
Participation practices	46,6	37,4
Participation opportunities	51,0	39,1
Use of information by citizens	43,0	36,0

Dimension 2: Capacities and Processes	Entity	Average
Institutional capacities	54,0	50,4
Basic knowledge	20,0	34,5
Digital capacities	88,0	66,3
Institutional processes	35,7	36,1
Procedures to disclose information	84,0	36,9
Enablers and barriers to disclose information	18,0	34,7
Control over infrastructure projects disclosure	0,0	36,7

Dimension 4: Information disclosure	Entity	Average
Disclosure practices	87,8	67,2
Project identification	90,0	80,3
Project preparation	70,0	42,9
Execution contract procurement	95,0	70,8
Supervision contract procurement	100,0	68,8
Execution contract implementation	65,0	71,4
Supervision contract implementation	100,0	70,0





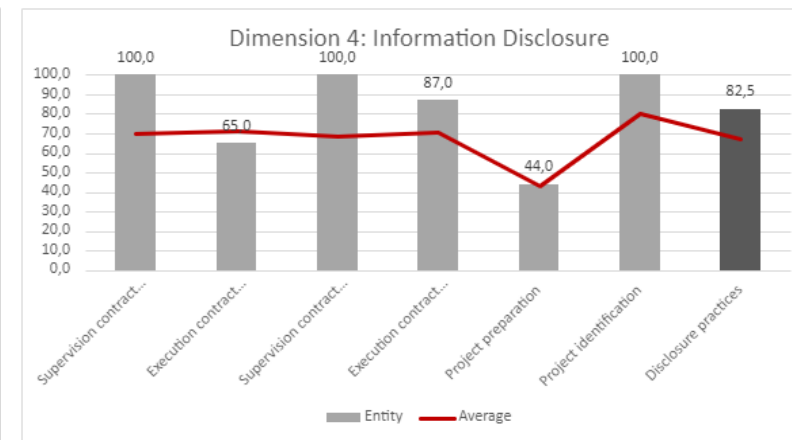
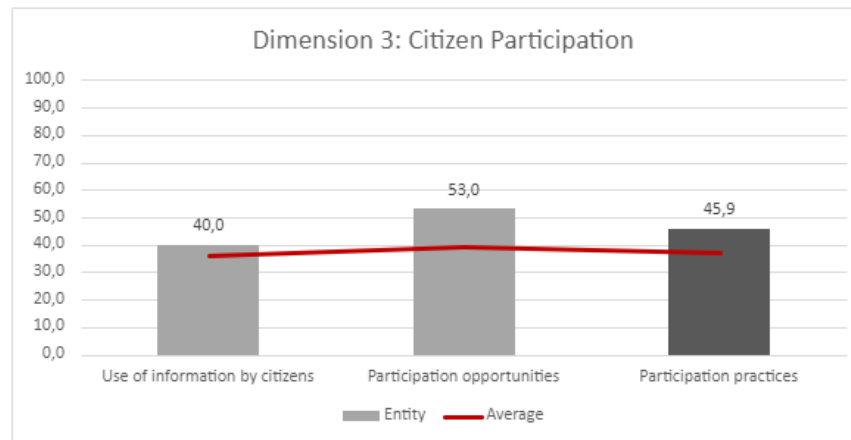
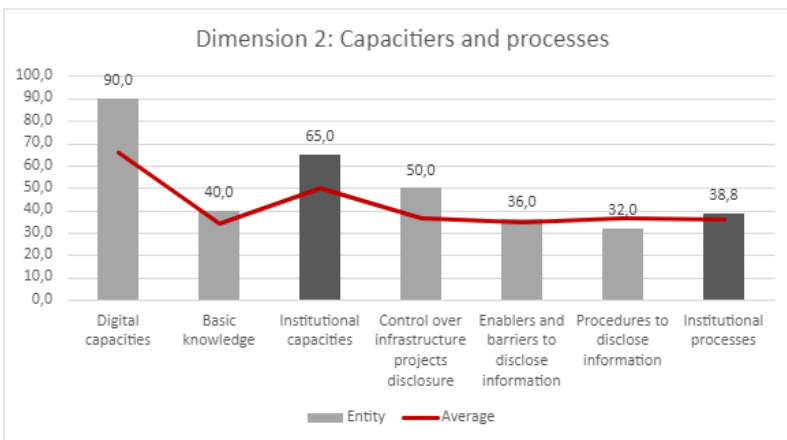
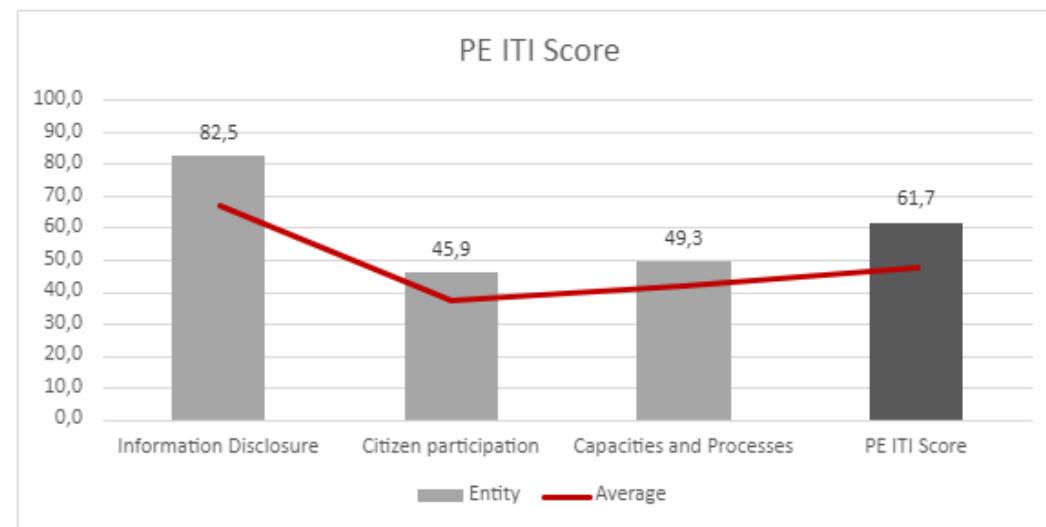
Consejo Nacional de Vialidad	
Procuring Entity Type	Ministry
Ranking	9

Resume	Entity	Average
PE ITI Score	61,7	47,5
Capacities and Processes	49,3	41,8
Citizen participation	45,9	37,4
Information Disclosure	82,5	67,2

Dimension 2: Capacities and Processes	Entity	Average
Institutional capacities	65,0	50,4
Basic knowledge	40,0	34,5
Digital capacities	90,0	66,3
Institutional processes	38,8	36,1
Procedures to disclose information	32,0	36,9
Enablers and barriers to disclose information	36,0	34,7
Control over infrastructure projects disclosure	50,0	36,7

Dimension 3: Citizen participation	Entity	Average
Participation practices	45,9	37,4
Participation opportunities	53,0	39,1
Use of information by citizens	40,0	36,0

Dimension 4: Information disclosure	Entity	Average
Disclosure practices	82,5	67,2
Project identification	100,0	80,3
Project preparation	44,0	42,9
Execution contract procurement	87,0	70,8
Supervision contract procurement	100,0	68,8
Execution contract implementation	65,0	71,4
Supervision contract implementation	100,0	70,0



## Servicio Nacional de Aguas Subterráneas Riego y Avenamiento (Senara)

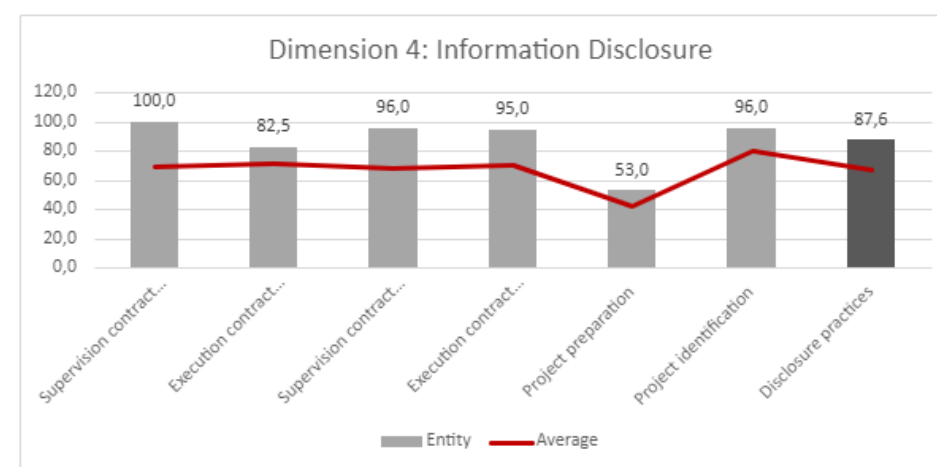
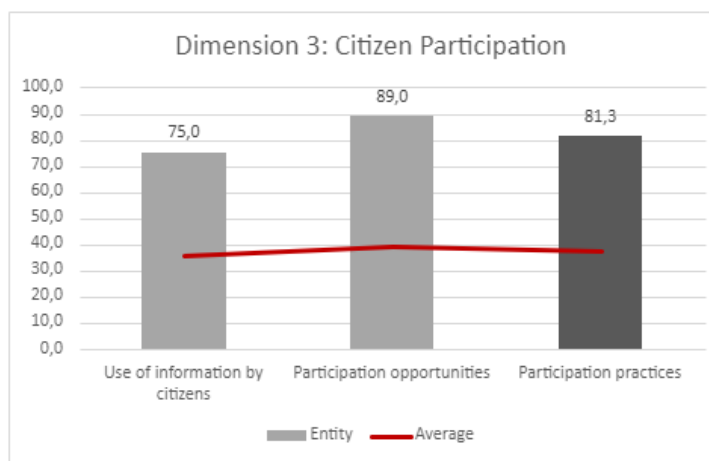
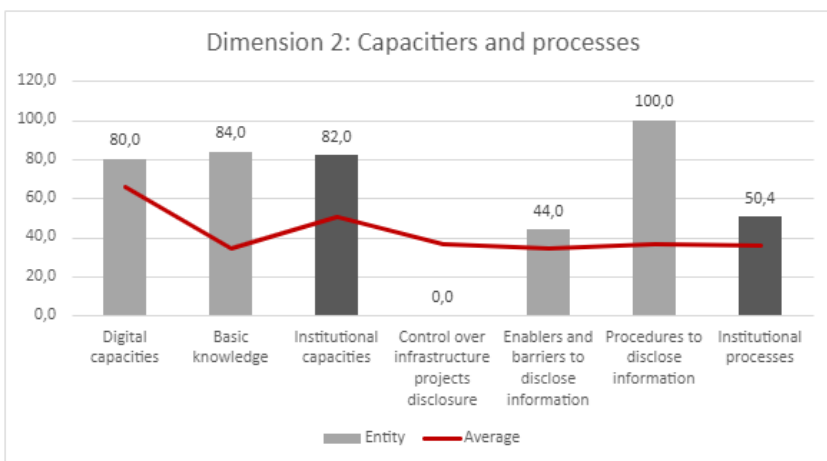
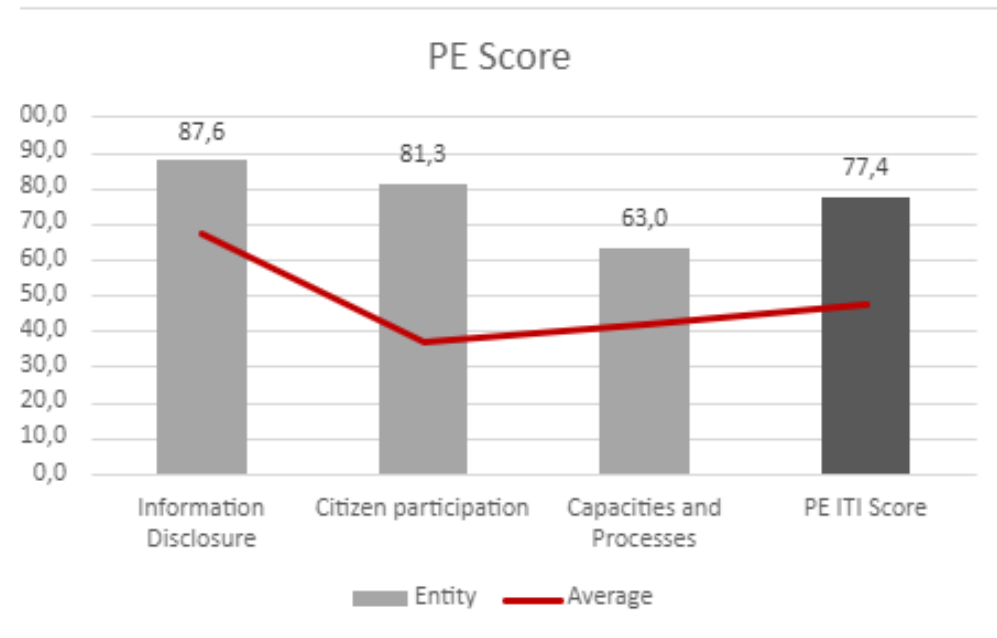
Procuring Entity Type	Autonomous
Ranking	10

Resume	Entity	Average
PE ITI Score	77,4	47,5
Capacities and Processes	63,0	41,8
Citizen participation	81,3	37,4
Information Disclosure	87,6	67,2

Dimension 3: Citizen participation	Entity	Average
Participation practices	81,3	37,4
Participation opportunities	89,0	39,1
Use of information by citizens	75,0	36,0

Dimension 2: Capacities and Processes	Entity	Average
Institutional capacities	82,0	50,4
Basic knowledge	84,0	34,5
Digital capacities	80,0	66,3
Institutional processes	50,4	36,1
Procedures to disclose information	100,0	36,9
Enablers and barriers to disclose information	44,0	34,7
Control over infrastructure projects disclosure	0,0	36,7

Dimension 4: Information disclosure	Entity	Average
Disclosure practices	87,6	67,2
Project identification	96,0	80,3
Project preparation	53,0	42,9
Execution contract procurement	95,0	70,8
Supervision contract procurement	96,0	68,8
Execution contract implementation	82,5	71,4
Supervision contract implementation	100,0	70,0



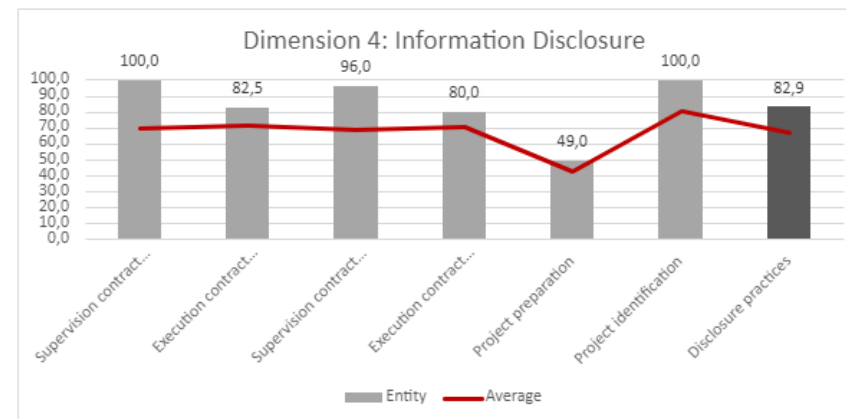
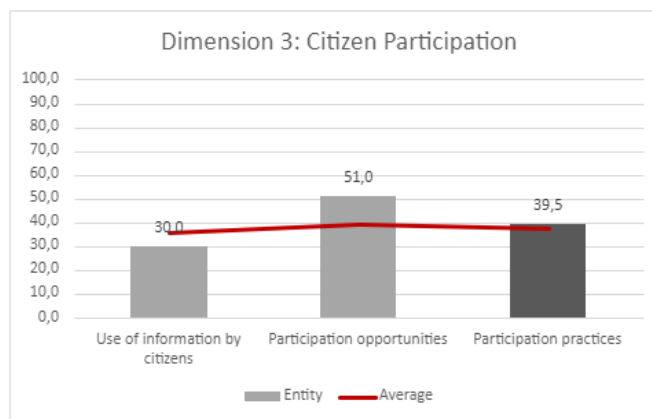
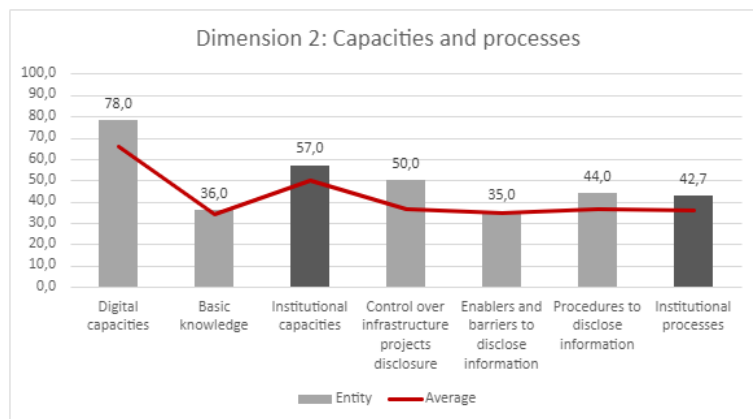
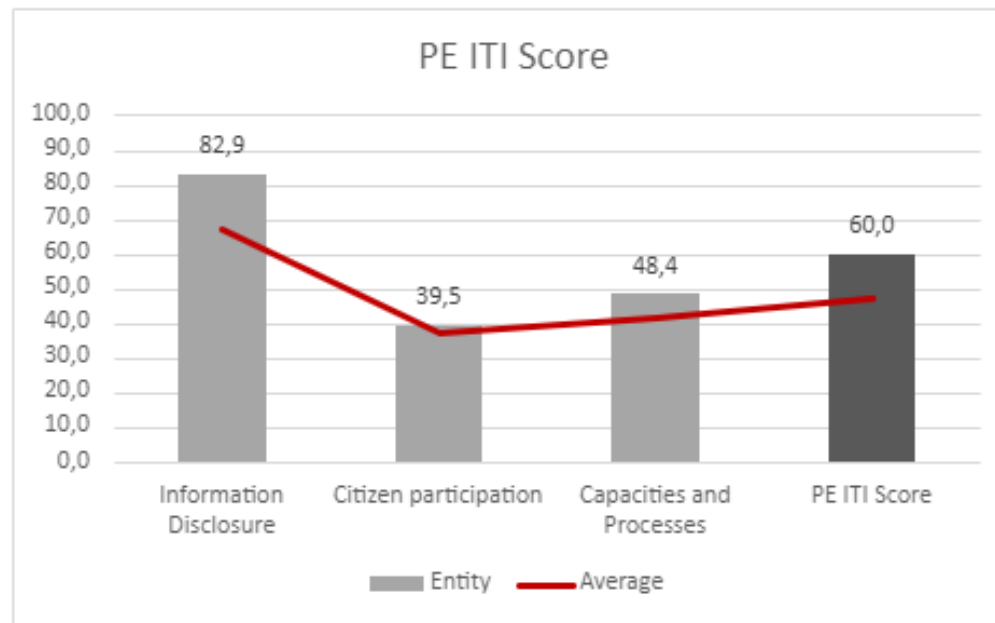
Municipalidad de San José	
Procuring Entity Type	Municipality
Ranking	11

Resume	Entity	Average
PE ITI Score	60,0	47,5
Capacities and Processes	48,4	41,8
Citizen participation	39,5	37,4
Information Disclosure	82,9	67,2

Dimension 3: Citizen participation	Entity	Average
Participation practices	39,5	37,4
Participation opportunities	51,0	39,1
Use of information by citizens	30,0	36,0

Dimension 2: Capacities and Processes	Entity	Average
Institutional capacities	57,0	50,4
Basic knowledge	36,0	34,5
Digital capacities	78,0	66,3
Institutional processes	42,7	36,1
Procedures to disclose information	44,0	36,9
Enablers and barriers to disclose information	35,0	34,7
Control over infrastructure projects disclosure	50,0	36,7

Dimension 4: Information disclosure	Entity	Average
Disclosure practices	82,9	67,2
Project identification	100,0	80,3
Project preparation	49,0	42,9
Execution contract procurement	80,0	70,8
Supervision contract procurement	96,0	68,8
Execution contract implementation	82,5	71,4
Supervision contract implementation	100,0	70,0



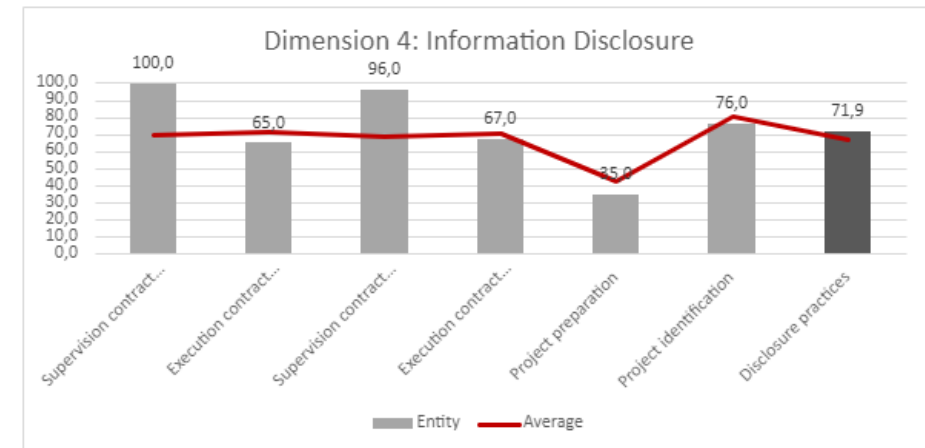
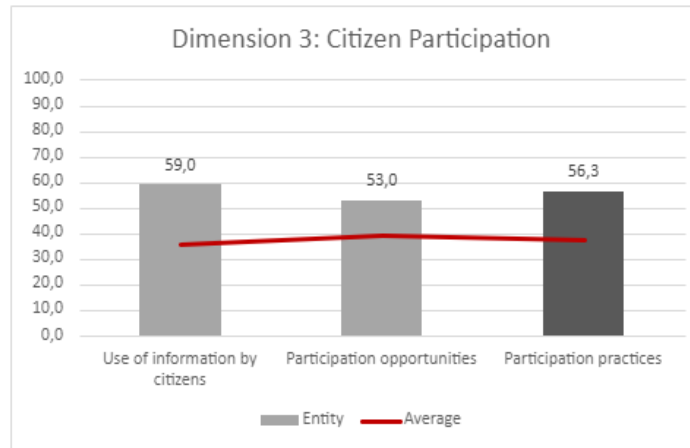
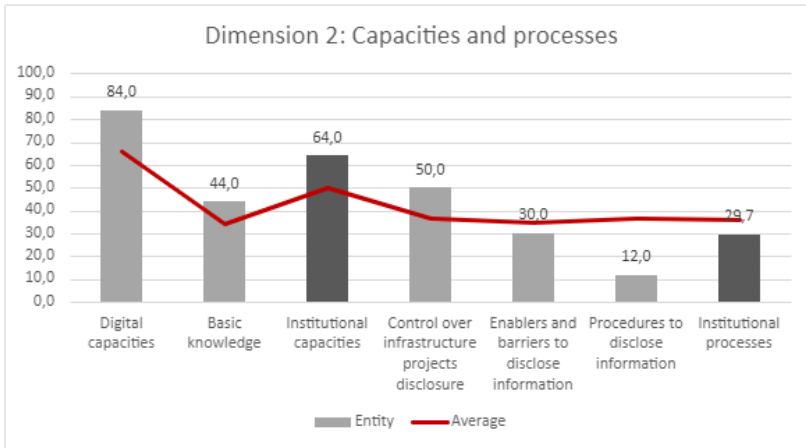
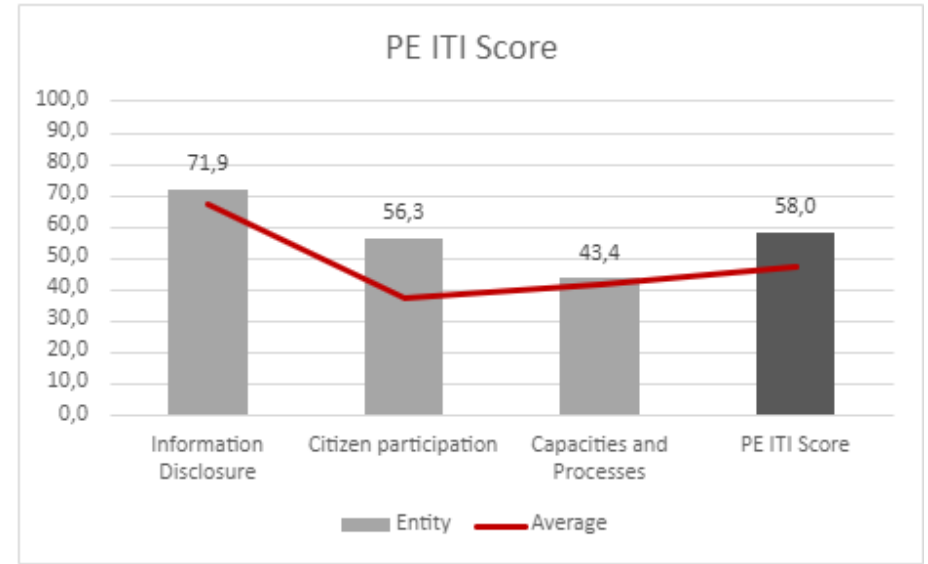
Instituto Nacional de Aprendizaje (INA)	
Procuring Entity Type	Autonomous
Ranking	12

Resume	Entity	Average
PE ITI Score	58,0	47,5
Capacities and Processes	43,4	41,8
Citizen participation	56,3	37,4
Information Disclosure	71,9	67,2

Dimension 2: Capacities and Processes	Entity	Average
Institutional capacities	64,0	50,4
Basic knowledge	44,0	34,5
Digital capacities	84,0	66,3
Institutional processes	29,7	36,1
Procedures to disclose information	12,0	36,9
Enablers and barriers to disclose information	30,0	34,7
Control over infrastructure projects disclosure	50,0	36,7

Dimension 3: Citizen participation	Entity	Average
Participation practices	56,3	37,4
Participation opportunities	53,0	39,1
Use of information by citizens	59,0	36,0

Dimension 4: Information disclosure	Entity	Average
Disclosure practices	71,9	67,2
Project identification	76,0	80,3
Project preparation	35,0	42,9
Execution contract procurement	67,0	70,8
Supervision contract procurement	96,0	68,8
Execution contract implementation	65,0	71,4
Supervision contract implementation	100,0	70,0



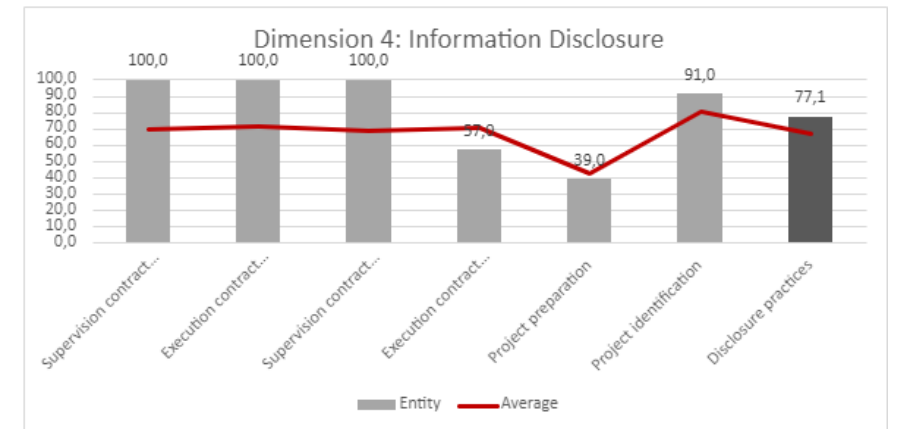
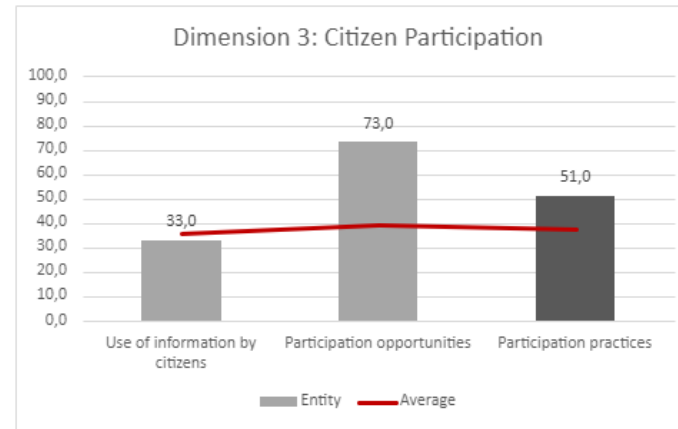
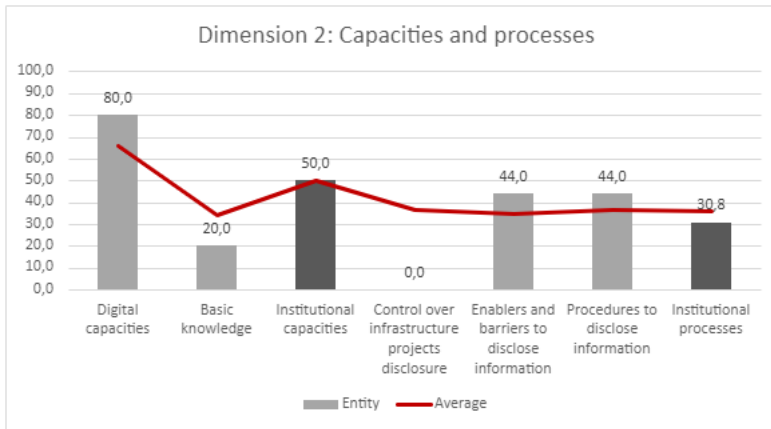
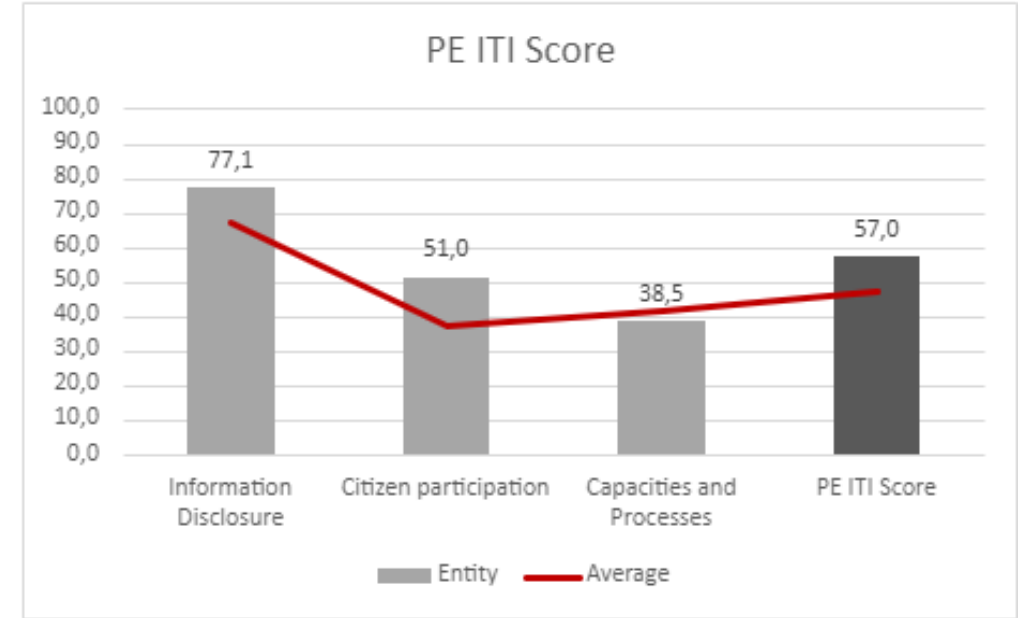
Municipalidad de Cartago	
Procuring Entity Type	Municipality
Ranking	13

Resume	Entity	Average
<b>PE ITI Score</b>	<b>57,0</b>	<b>47,5</b>
Capacities and Processes	38,5	41,8
Citizen participation	51,0	37,4
Information Disclosure	77,1	67,2

Dimension 3: Citizen participation	Entity	Average
<b>Participation practices</b>	<b>51,0</b>	<b>37,4</b>
Participation opportunities	73,0	39,1
Use of information by citizens	33,0	36,0

Dimension 2: Capacities and Processes	Entity	Average
<b>Institutional capacities</b>	<b>50,0</b>	<b>50,4</b>
Basic knowledge	20,0	34,5
Digital capacities	80,0	66,3
<b>Institutional processes</b>	<b>30,8</b>	<b>36,1</b>
Procedures to disclose information	44,0	36,9
Enablers and barriers to disclose information	44,0	34,7
Control over infrastructure projects disclosure	0,0	36,7

Dimension 4: Information disclosure	Entity	Average
<b>Disclosure practices</b>	<b>77,1</b>	<b>67,2</b>
Project identification	91,0	80,3
Project preparation	39,0	42,9
Execution contract procurement	57,0	70,8
Supervision contract procurement	100,0	68,8
Execution contract implementation	100,0	71,4
Supervision contract implementation	100,0	70,0



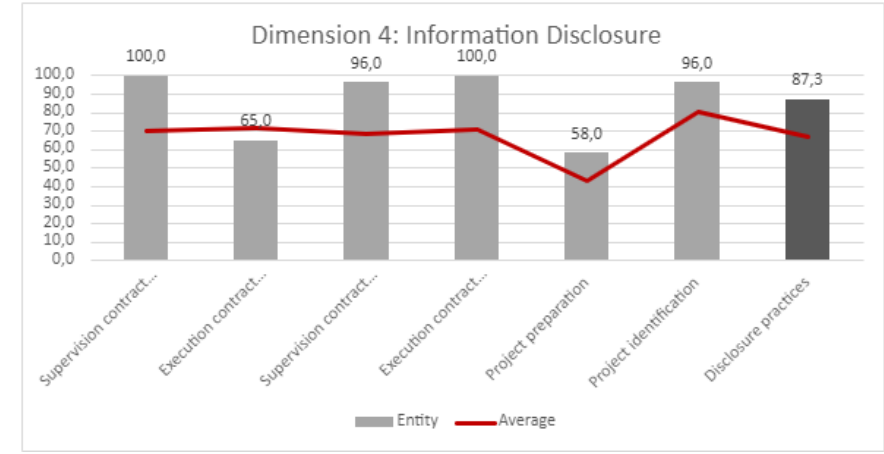
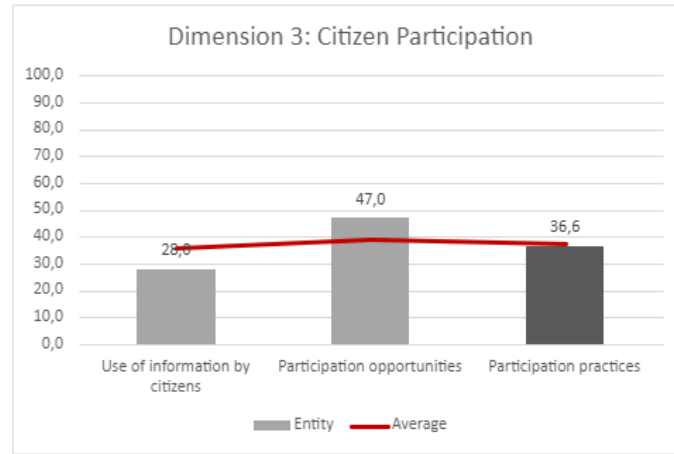
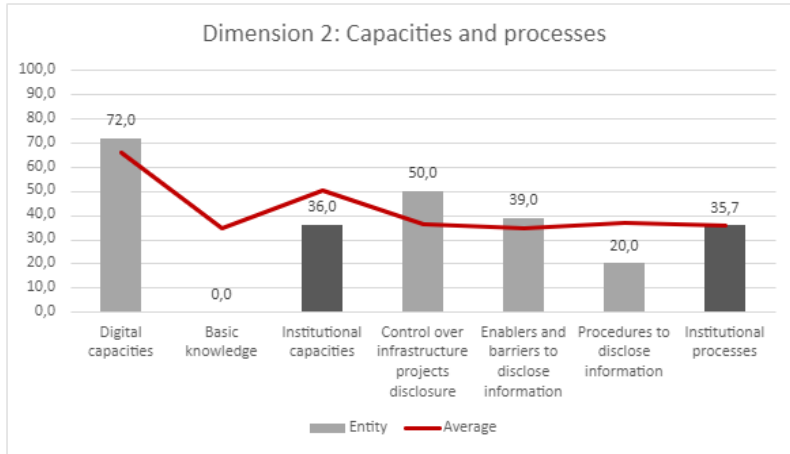
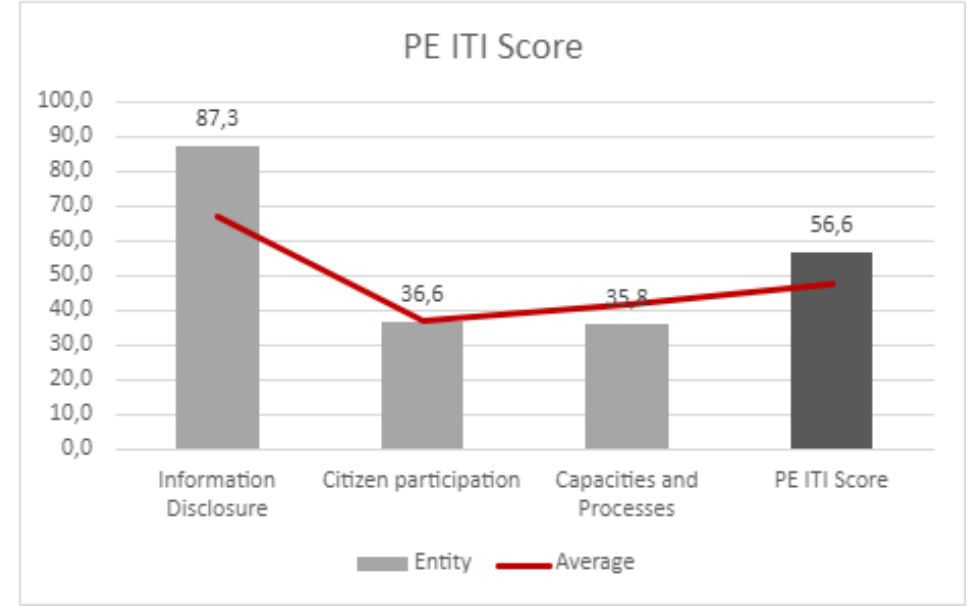
Dirección General de Aviación Civil	
Procuring Entity Type	Ministry
Ranking	14

Resume	Entity	Average
PE ITI Score	56,6	47,5
Capacities and Processes	35,8	41,8
Citizen participation	36,6	37,4
Information Disclosure	87,3	67,2

Dimension 3: Citizen participation	Entity	Average
Participation practices	36,6	37,4
Participation opportunities	47,0	39,1
Use of information by citizens	28,0	36,0

Dimension 2: Capacities and Processes	Entity	Average
Institutional capacities	36,0	50,4
Basic knowledge	0,0	34,5
Digital capacities	72,0	66,3
Institutional processes	35,7	36,1
Procedures to disclose information	20,0	36,9
Enablers and barriers to disclose information	39,0	34,7
Control over infrastructure projects disclosure	50,0	36,7

Dimension 4: Information disclosure	Entity	Average
Disclosure practices	87,3	67,2
Project identification	96,0	80,3
Project preparation	58,0	42,9
Execution contract procurement	100,0	70,8
Supervision contract procurement	96,0	68,8
Execution contract implementation	65,0	71,4
Supervision contract implementation	100,0	70,0



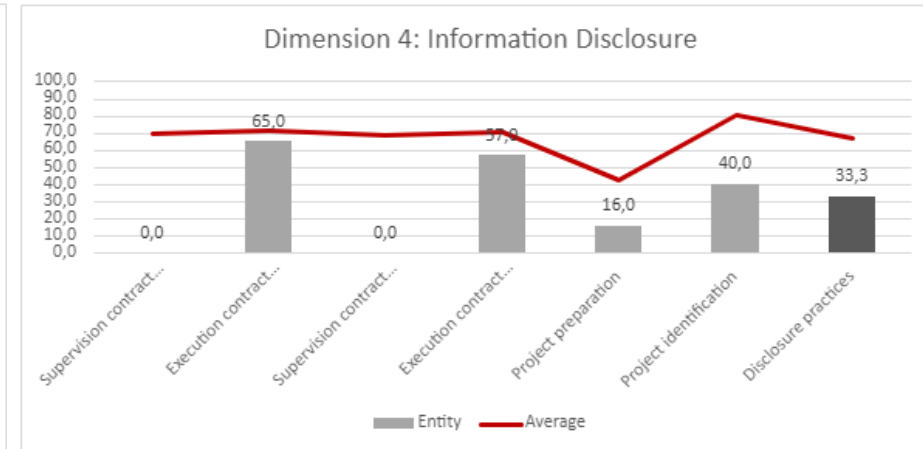
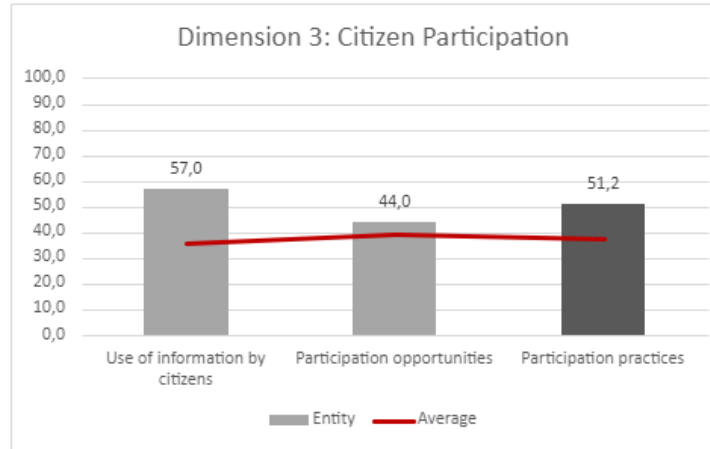
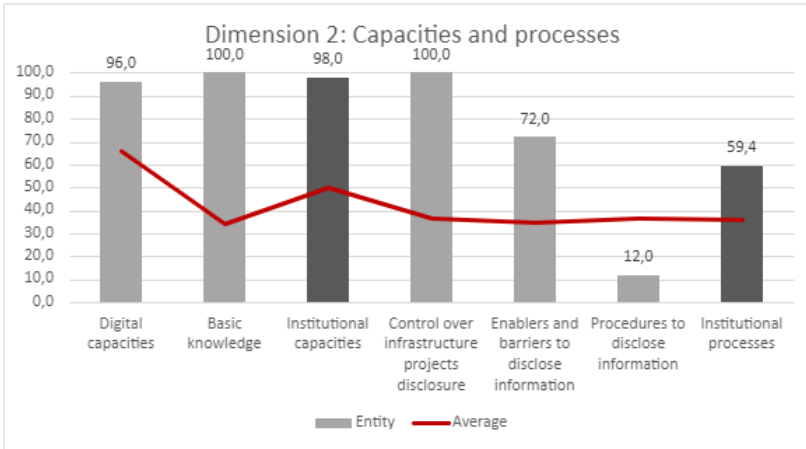
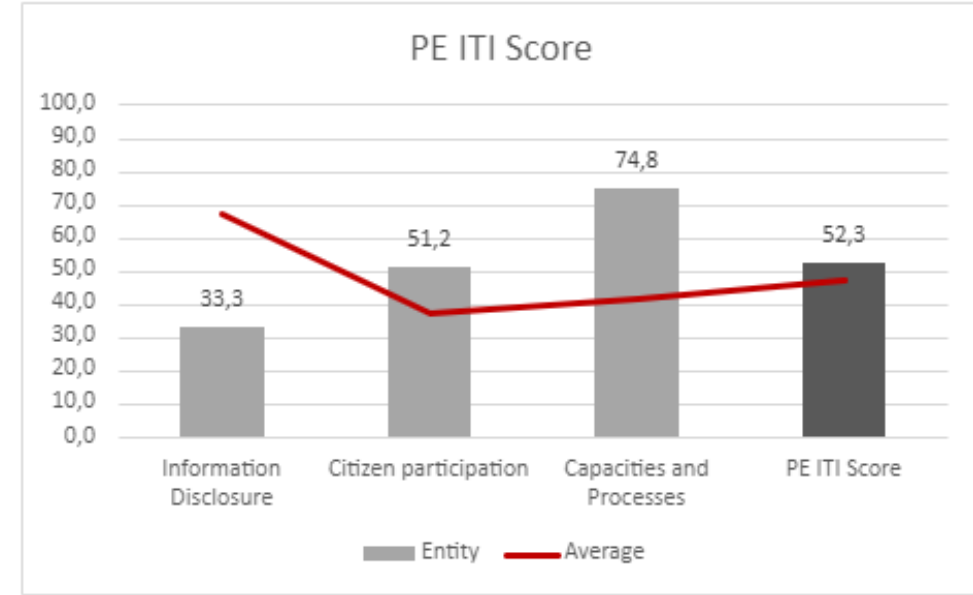
Universidad Nacional (UNA)	
Procuring Entity Type	Autonomous
Ranking	15

Resume	Entity	Average
PE ITI Score	52,3	47,5
Capacities and Processes	74,8	41,8
Citizen participation	51,2	37,4
Information Disclosure	33,3	67,2

Dimension 2: Capacities and Processes	Entity	Average
Institutional capacities	98,0	50,4
Basic knowledge	100,0	34,5
Digital capacities	96,0	66,3
Institutional processes	59,4	36,1
Procedures to disclose information	12,0	36,9
Enablers and barriers to disclose information	72,0	34,7
Control over infrastructure projects disclosure	100,0	36,7

Dimension 3: Citizen participation	Entity	Average
Participation practices	51,2	37,4
Participation opportunities	44,0	39,1
Use of information by citizens	57,0	36,0

Dimension 4: Information disclosure	Entity	Average
Disclosure practices	33,3	67,2
Project identification	40,0	80,3
Project preparation	16,0	42,9
Execution contract procurement	57,0	70,8
Supervision contract procurement	0,0	68,8
Execution contract implementation	65,0	71,4
Supervision contract implementation	0,0	70,0





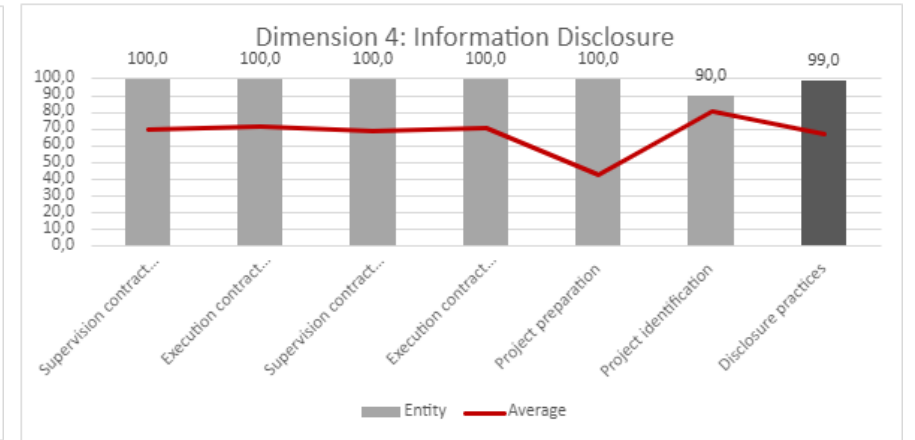
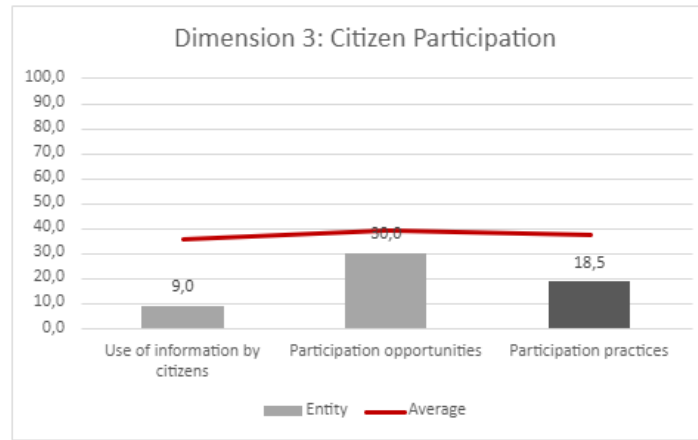
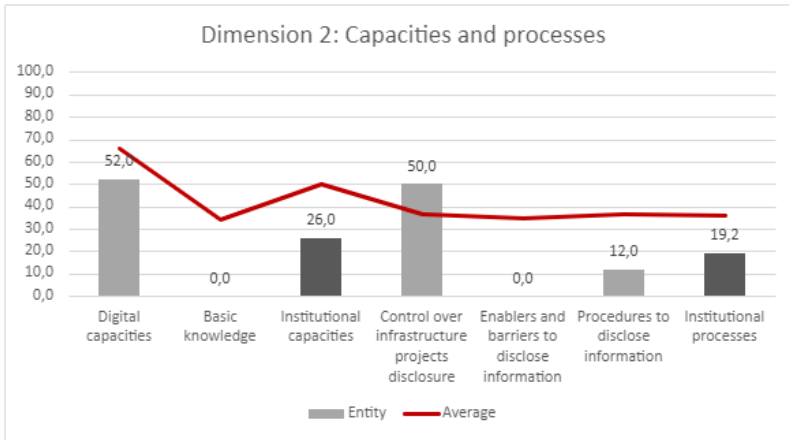
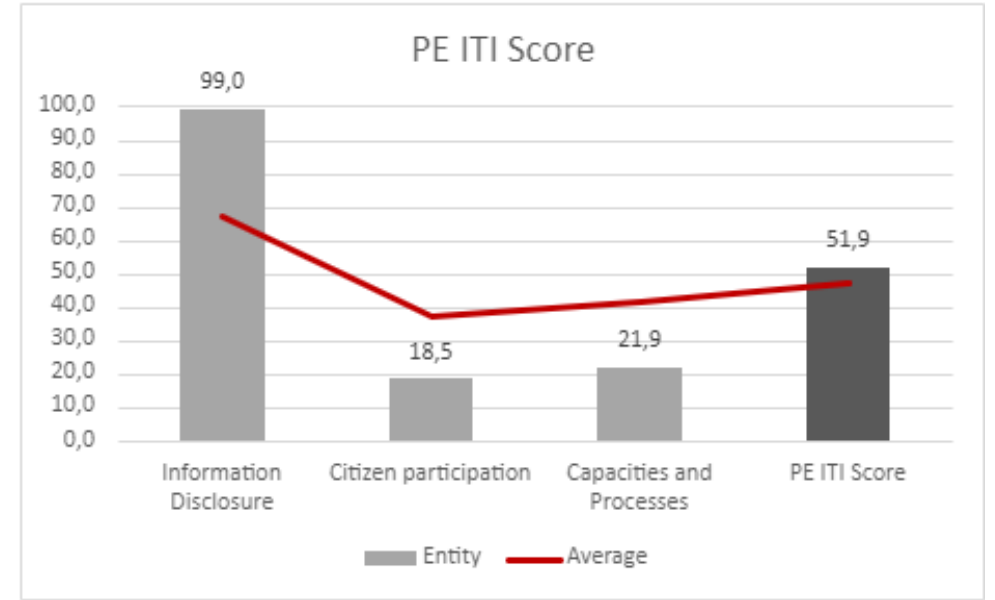
Ministerio de Seguridad Pública	
Procuring Entity Type	Ministry
Ranking	16

Resume	Entity	Average
PE ITI Score	51,9	47,5
Capacities and Processes	21,9	41,8
Citizen participation	18,5	37,4
Information Disclosure	99,0	67,2

Dimension 3: Citizen participation	Entity	Average
Participation practices	18,5	37,4
Participation opportunities	30,0	39,1
Use of information by citizens	9,0	36,0

Dimension 2: Capacities and Processes	Entity	Average
Institutional capacities	26,0	50,4
Basic knowledge	0,0	34,5
Digital capacities	52,0	66,3
Institutional processes	19,2	36,1
Procedures to disclose information	12,0	36,9
Enablers and barriers to disclose information	0,0	34,7
Control over infrastructure projects disclosure	50,0	36,7

Dimension 4: Information disclosure	Entity	Average
Disclosure practices	99,0	67,2
Project identification	90,0	80,3
Project preparation	100,0	42,9
Execution contract procurement	100,0	70,8
Supervision contract procurement	100,0	68,8
Execution contract implementation	100,0	71,4
Supervision contract implementation	100,0	70,0





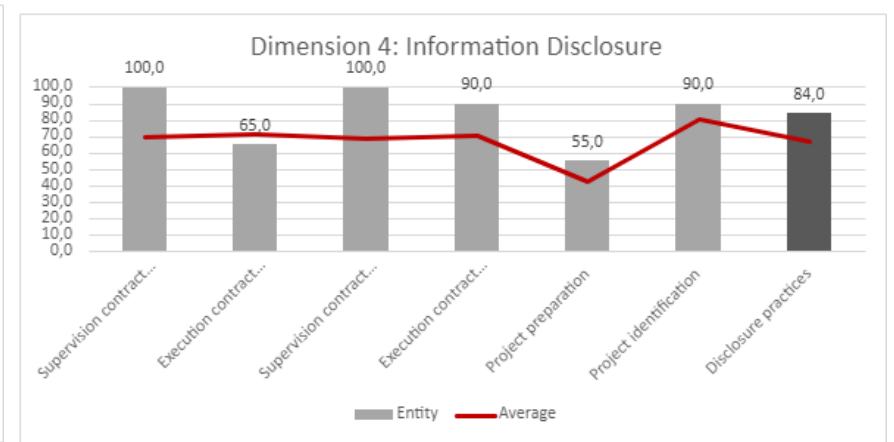
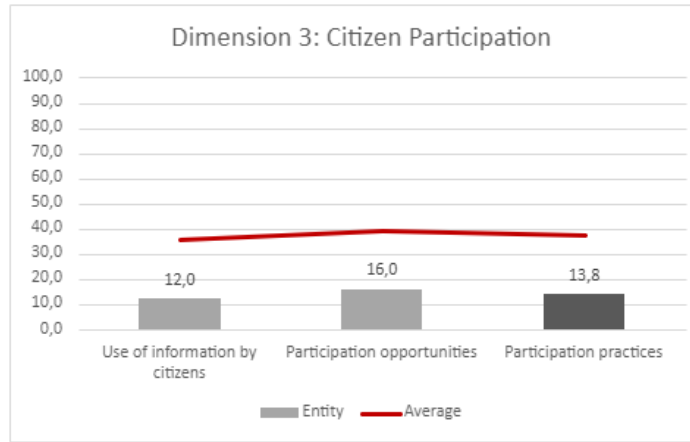
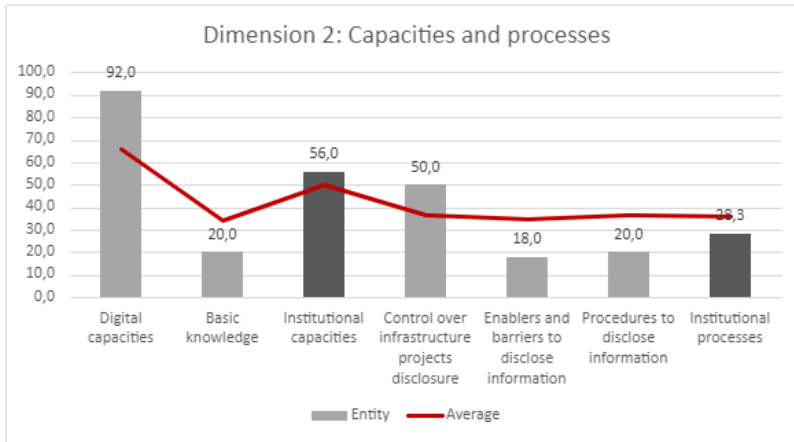
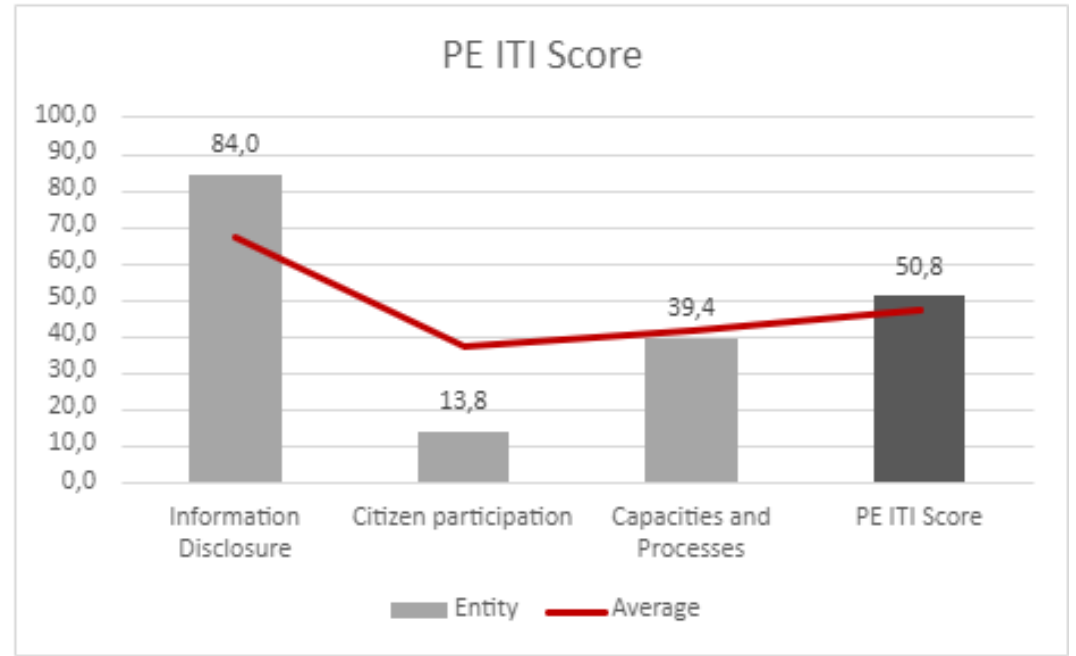
Universidad de Costa Rica (UCR)	
Procuring Entity Type	Autonomous
Ranking	17

Resume	Entity	Average
PE ITI Score	50,8	47,5
Capacities and Processes	39,4	41,8
Citizen participation	13,8	37,4
Information Disclosure	84,0	67,2

Dimension 3: Citizen participation	Entity	Average
Participation practices	13,8	37,4
Participation opportunities	16,0	39,1
Use of information by citizens	12,0	36,0

Dimension 2: Capacities and Processes	Entity	Average
Institutional capacities	56,0	50,4
Basic knowledge	20,0	34,5
Digital capacities	92,0	66,3
Institutional processes	28,3	36,1
Procedures to disclose information	20,0	36,9
Enablers and barriers to disclose information	18,0	34,7
Control over infrastructure projects disclosure	50,0	36,7

Dimension 4: Information disclosure	Entity	Average
Disclosure practices	84,0	67,2
Project identification	90,0	80,3
Project preparation	55,0	42,9
Execution contract procurement	90,0	70,8
Supervision contract procurement	100,0	68,8
Execution contract implementation	65,0	71,4
Supervision contract implementation	100,0	70,0



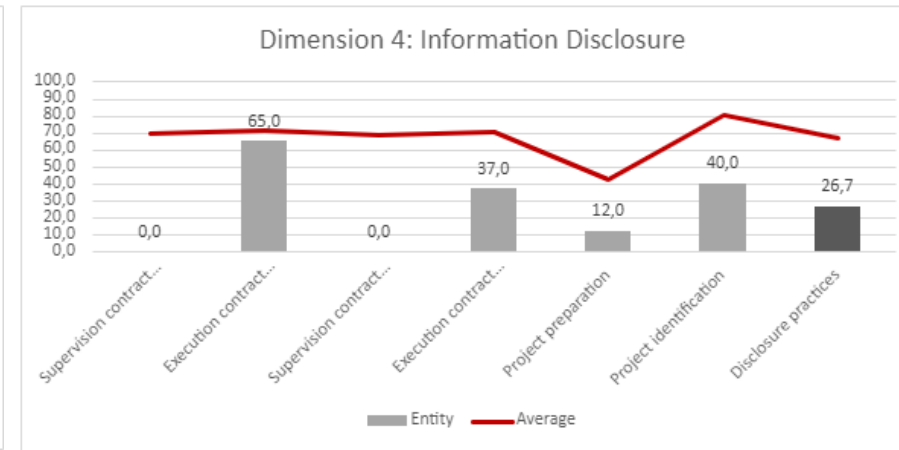
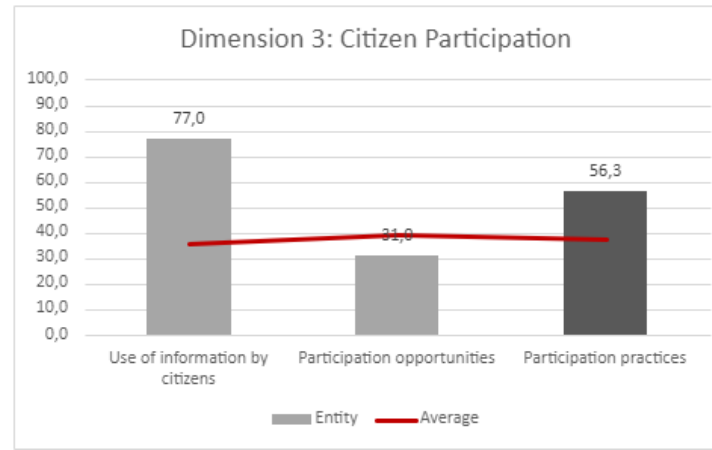
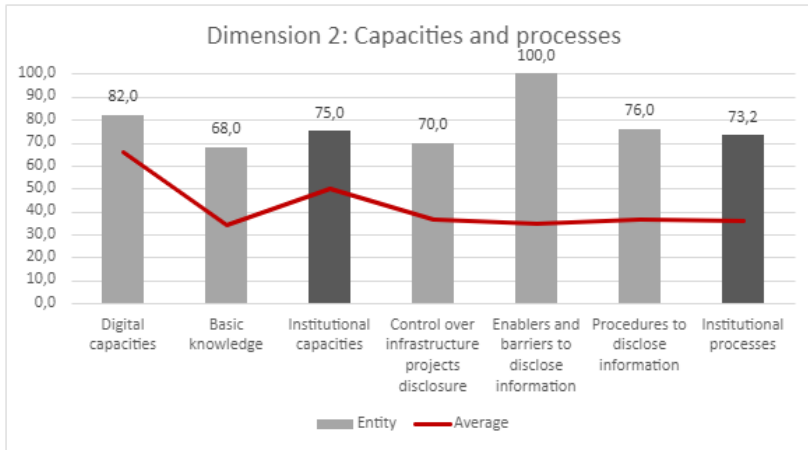
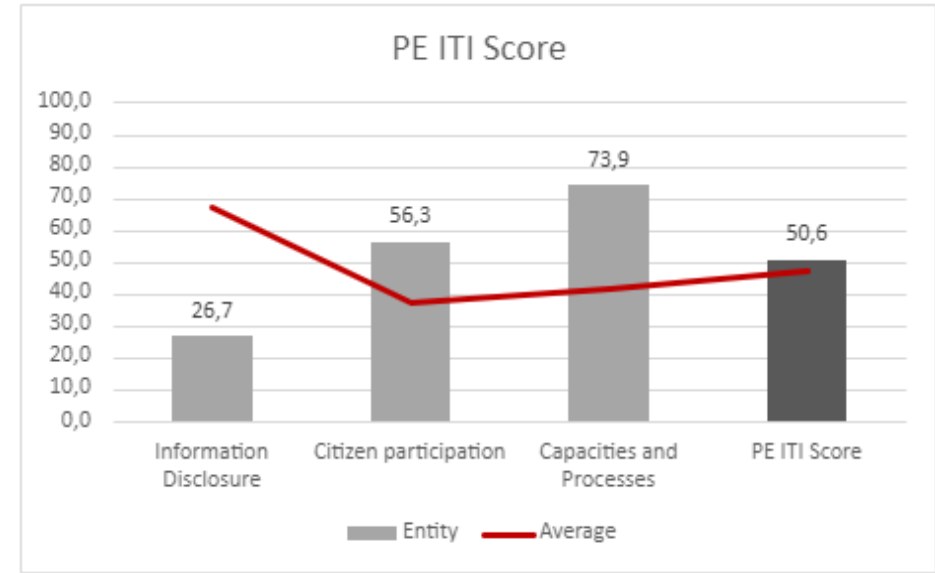
Municipalidad de San Carlos	
Procuring Entity Type	Municipality
Ranking	18

Resume	Entity	Average
PE ITI Score	50,6	47,5
Capacities and Processes	73,9	41,8
Citizen participation	56,3	37,4
Information Disclosure	26,7	67,2

Dimension 2: Capacities and Processes	Entity	Average
Institutional capacities	75,0	50,4
Basic knowledge	68,0	34,5
Digital capacities	82,0	66,3
Institutional processes	73,2	36,1
Procedures to disclose information	76,0	36,9
Enablers and barriers to disclose information	100,0	34,7
Control over infrastructure projects disclosure	70,0	36,7

Dimension 3: Citizen participation	Entity	Average
Participation practices	56,3	37,4
Participation opportunities	31,0	39,1
Use of information by citizens	77,0	36,0

Dimension 4: Information disclosure	Entity	Average
Disclosure practices	26,7	67,2
Project identification	40,0	80,3
Project preparation	12,0	42,9
Execution contract procurement	37,0	70,8
Supervision contract procurement	0,0	68,8
Execution contract implementation	65,0	71,4
Supervision contract implementation	0,0	70,0



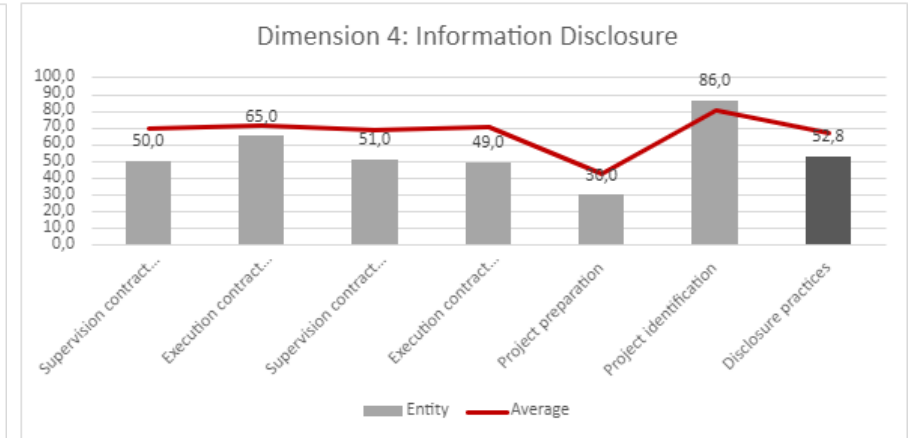
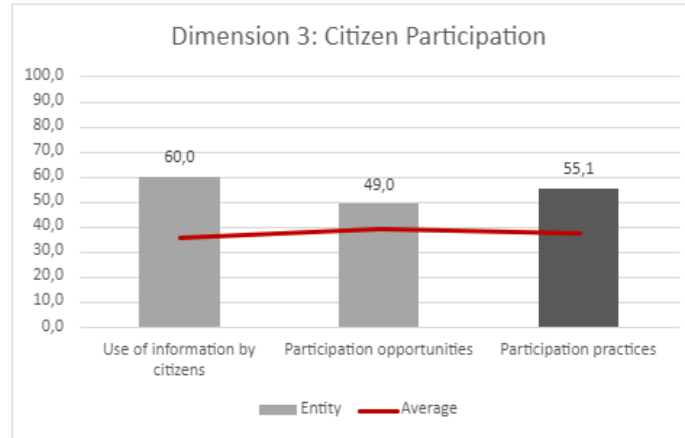
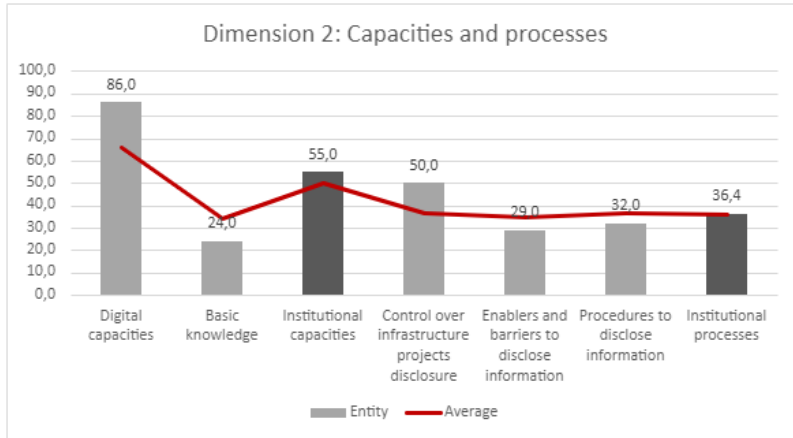
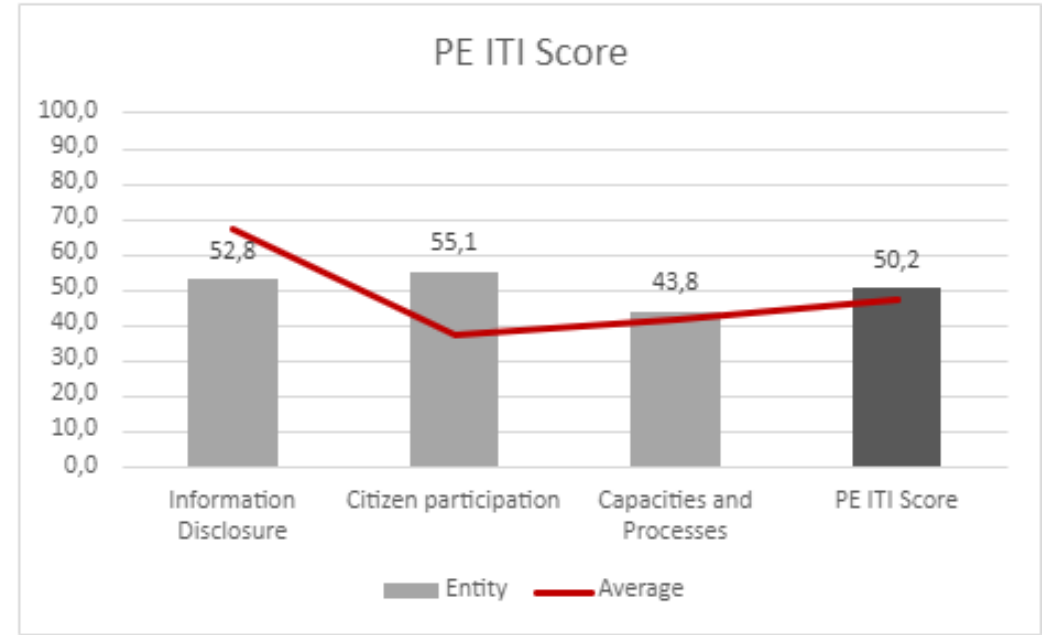
Instituto de Puertos al Pacífico (INCOP)	
Procuring Entity Type	Autonomous
Ranking	19

Resume	Entity	Average
PE ITI Score	50,2	47,5
Capacities and Processes	43,8	41,8
Citizen participation	55,1	37,4
Information Disclosure	52,8	67,2

Dimension 3: Citizen participation	Entity	Average
Participation practices	55,1	37,4
Participation opportunities	49,0	39,1
Use of information by citizens	60,0	36,0

Dimension 2: Capacities and Processes	Entity	Average
Institutional capacities	55,0	50,4
Basic knowledge	24,0	34,5
Digital capacities	86,0	66,3
Institutional processes	36,4	36,1
Procedures to disclose information	32,0	36,9
Enablers and barriers to disclose information	29,0	34,7
Control over infrastructure projects disclosure	50,0	36,7

Dimension 4: Information disclosure	Entity	Average
Disclosure practices	52,8	67,2
Project identification	86,0	80,3
Project preparation	30,0	42,9
Execution contract procurement	49,0	70,8
Supervision contract procurement	51,0	68,8
Execution contract implementation	65,0	71,4
Supervision contract implementation	50,0	70,0



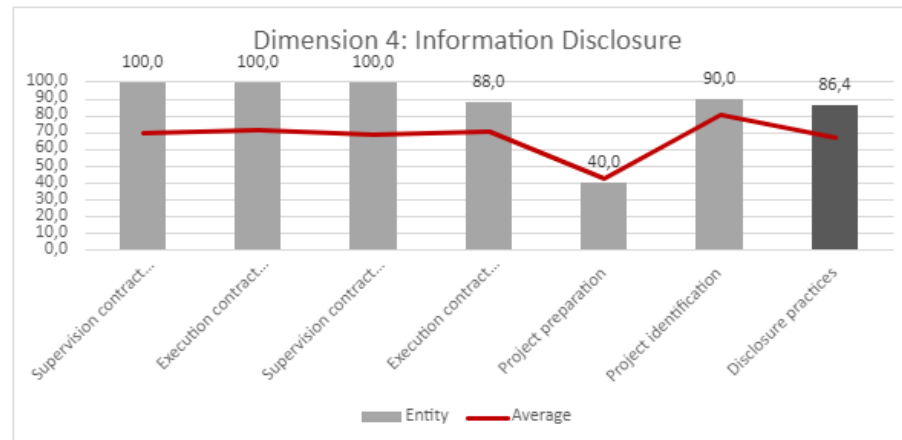
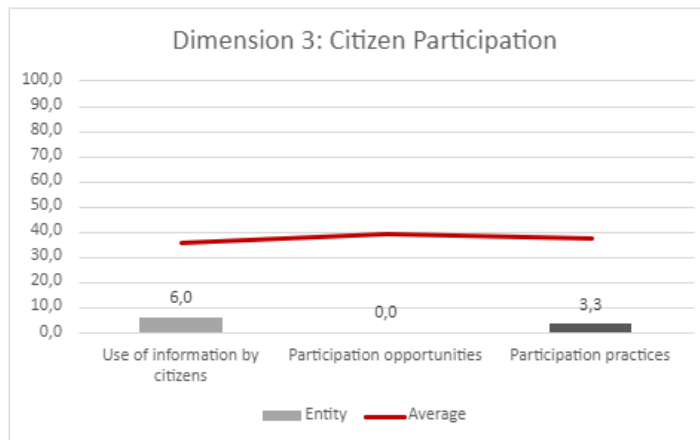
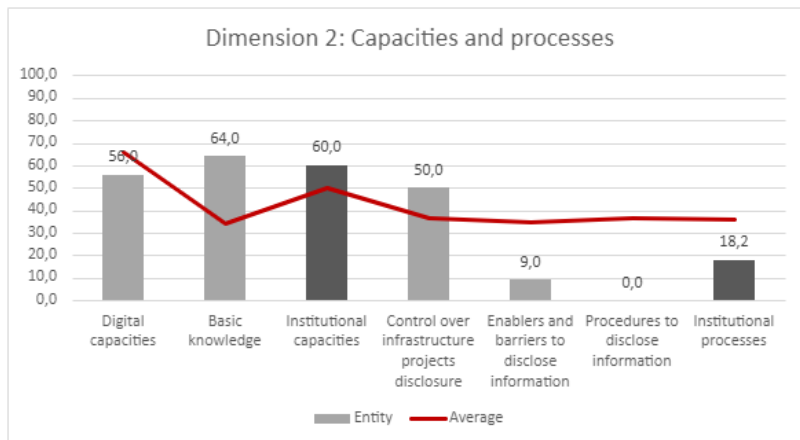
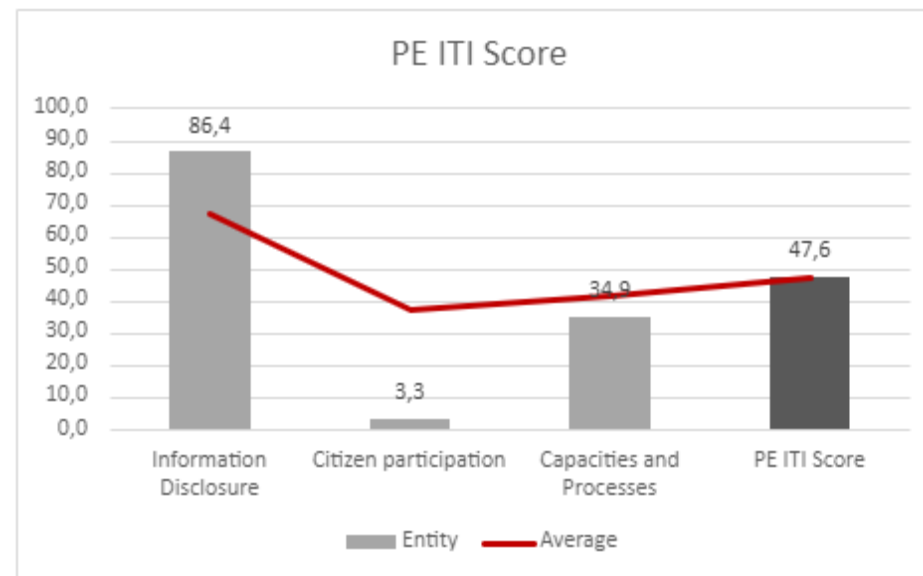
Ministerio de Justicia y Paz	
Procuring Entity Type	Ministry
Ranking	20

Resume	Entity	Average
PE ITI Score	47,6	47,5
Capacities and Processes	34,9	41,8
Citizen participation	3,3	37,4
Information Disclosure	86,4	67,2

Dimension 3: Citizen participation	Entity	Average
Participation practices	3,3	37,4
Participation opportunities	0,0	39,1
Use of information by citizens	6,0	36,0

Dimension 2: Capacities and Processes	Entity	Average
Institutional capacities	60,0	50,4
Basic knowledge	64,0	34,5
Digital capacities	56,0	66,3
Institutional processes	18,2	36,1
Procedures to disclose information	0,0	36,9
Enablers and barriers to disclose information	9,0	34,7
Control over infrastructure projects disclosure	50,0	36,7

Dimension 4: Information disclosure	Entity	Average
Disclosure practices	86,4	67,2
Project identification	90,0	80,3
Project preparation	40,0	42,9
Execution contract procurement	88,0	70,8
Supervision contract procurement	100,0	68,8
Execution contract implementation	100,0	71,4
Supervision contract implementation	100,0	70,0



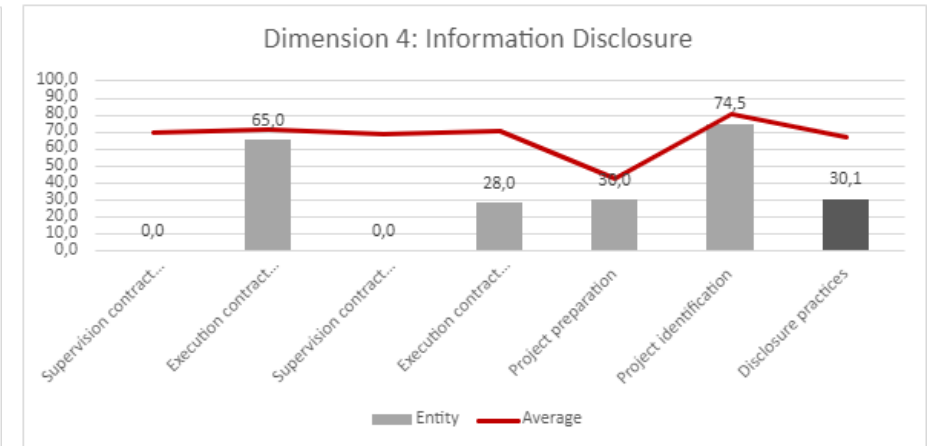
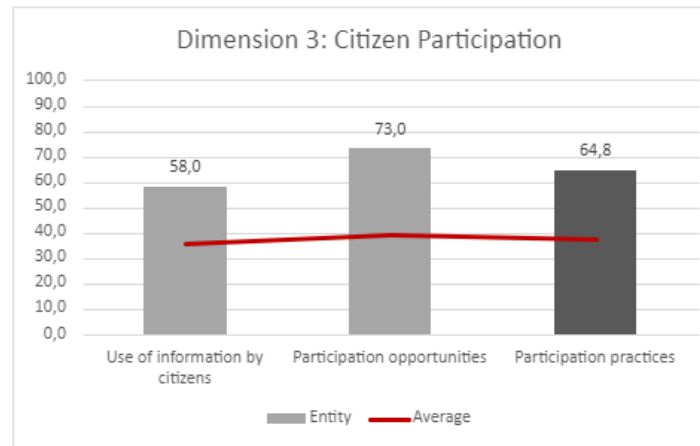
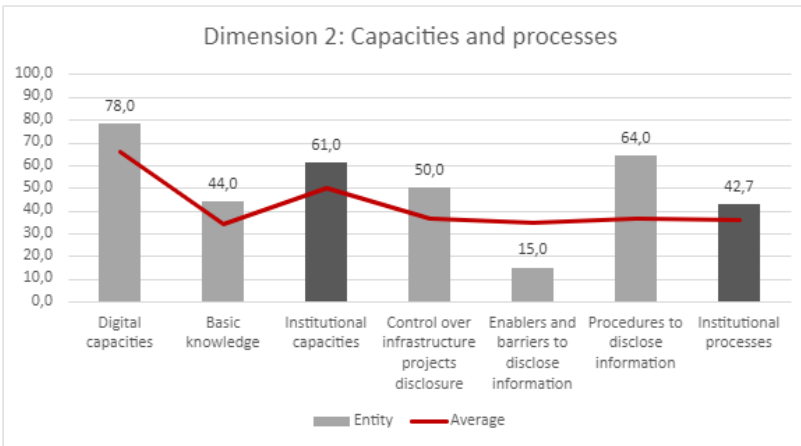
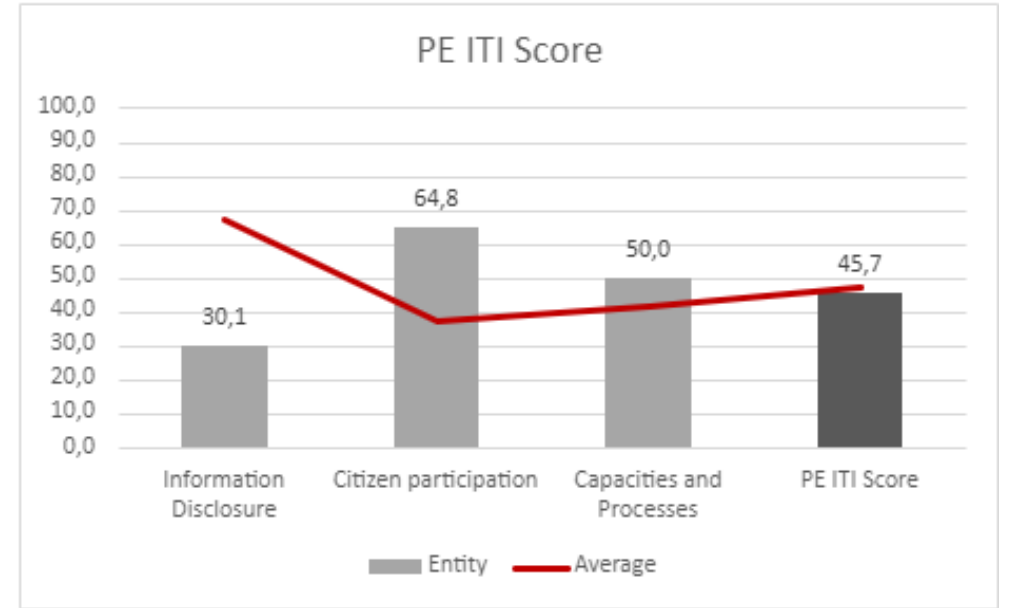
Instituto Costarricense de Ferrocarriles (INCOFER)	
Procuring Entity Type	Autonomous
Ranking	21

Resume	Entity	Average
PE ITI Score	45,7	47,5
Capacities and Processes	50,0	41,8
Citizen participation	64,8	37,4
Information Disclosure	30,1	67,2

Dimension 2: Capacities and Processes	Entity	Average
<b>Institutional capacities</b>	61,0	50,4
Basic knowledge	44,0	34,5
Digital capacities	78,0	66,3
<b>Institutional processes</b>	42,7	36,1
Procedures to disclose information	64,0	36,9
Enablers and barriers to disclose information	15,0	34,7
Control over infrastructure projects disclosure	50,0	36,7

Dimension 3: Citizen participation	Entity	Average
<b>Participation practices</b>	64,8	37,4
Participation opportunities	73,0	39,1
Use of information by citizens	58,0	36,0

Dimension 4: Information disclosure	Entity	Average
<b>Disclosure practices</b>	30,1	67,2
Project identification	74,5	80,3
Project preparation	30,0	42,9
Execution contract procurement	28,0	70,8
Supervision contract procurement	0,0	68,8
Execution contract implementation	65,0	71,4
Supervision contract implementation	0,0	70,0



## Patronato de Construcciones, Instalaciones y Adquisición de Bienes (PCIAB)

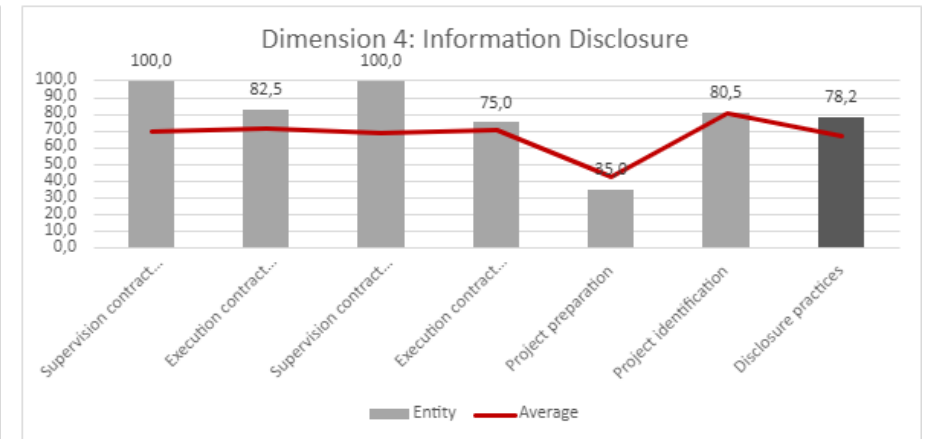
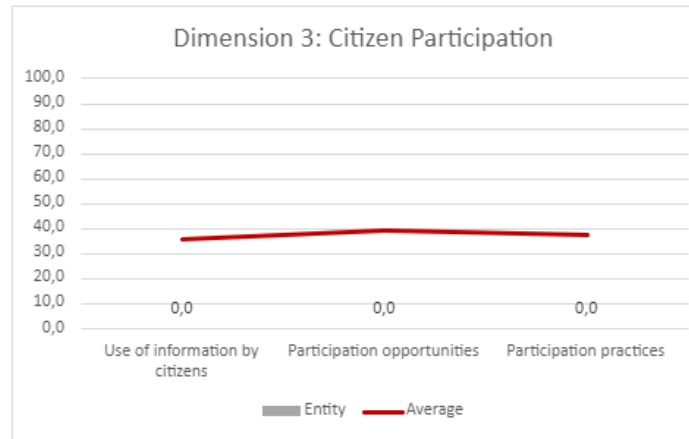
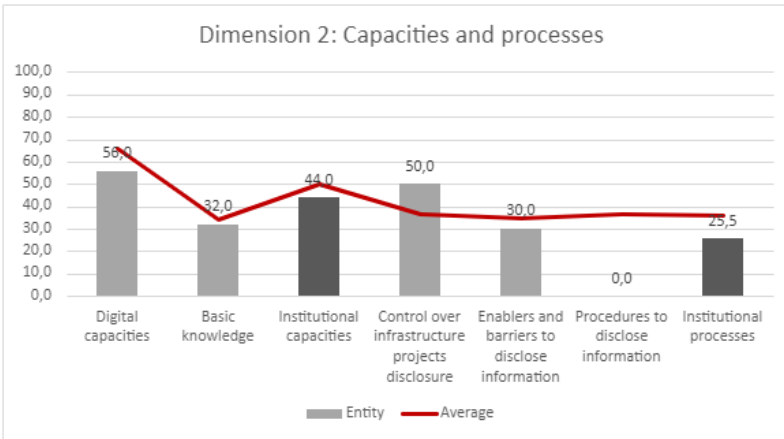
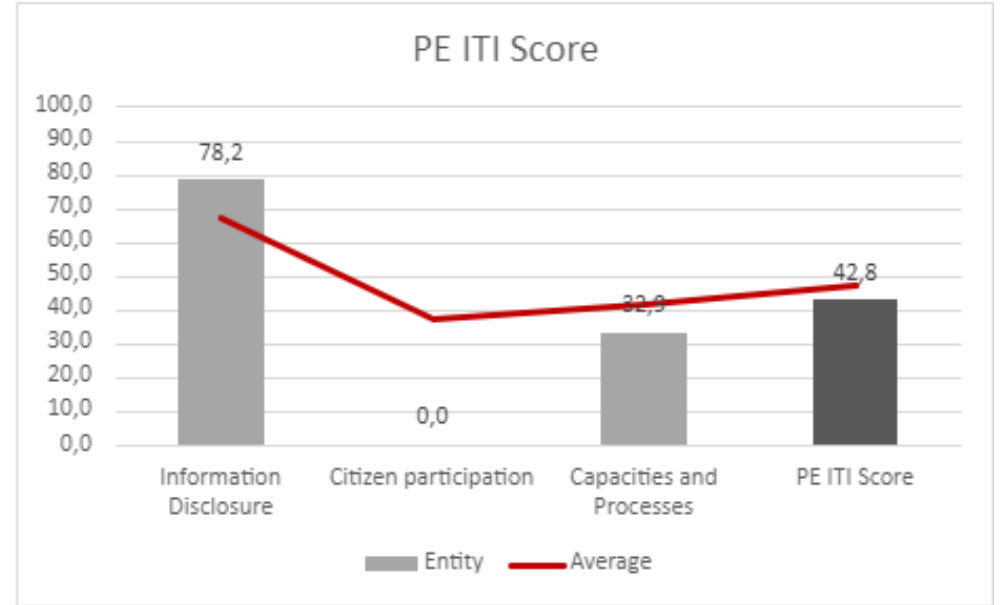
Procuring Entity Type	Ministry
Ranking	22

Resume	Entity	Average
PE ITI Score	42,8	47,5
Capacities and Processes	32,9	41,8
Citizen participation	0,0	37,4
Information Disclosure	78,2	67,2

Dimension 2: Capacities and Processes	Entity	Average
<b>Institutional capacities</b>	44,0	50,4
Basic knowledge	32,0	34,5
Digital capacities	56,0	66,3
<b>Institutional processes</b>	25,5	36,1
Procedures to disclose information	0,0	36,9
Enablers and barriers to disclose information	30,0	34,7
Control over infrastructure projects disclosure	50,0	36,7

Dimension 3: Citizen participation	Entity	Average
<b>Participation practices</b>	0,0	37,4
Participation opportunities	0,0	39,1
Use of information by citizens	0,0	36,0

Dimension 4: Information disclosure	Entity	Average
<b>Disclosure practices</b>	78,2	67,2
Project identification	80,5	80,3
Project preparation	35,0	42,9
Execution contract procurement	75,0	70,8
Supervision contract procurement	100,0	68,8
Execution contract implementation	82,5	71,4
Supervision contract implementation	100,0	70,0



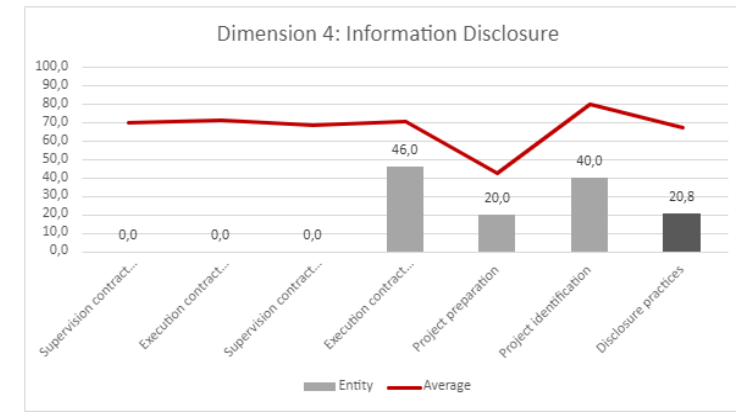
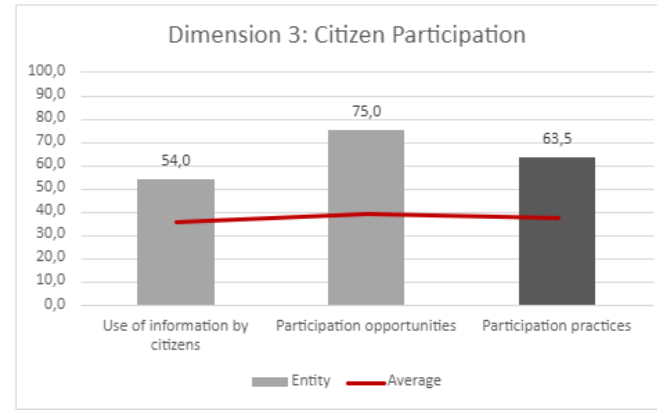
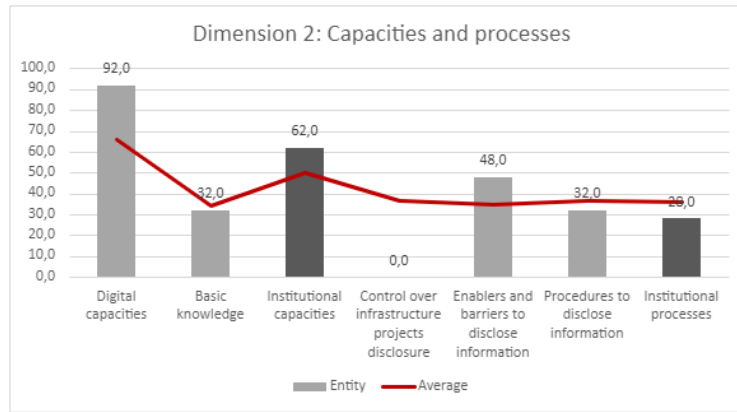
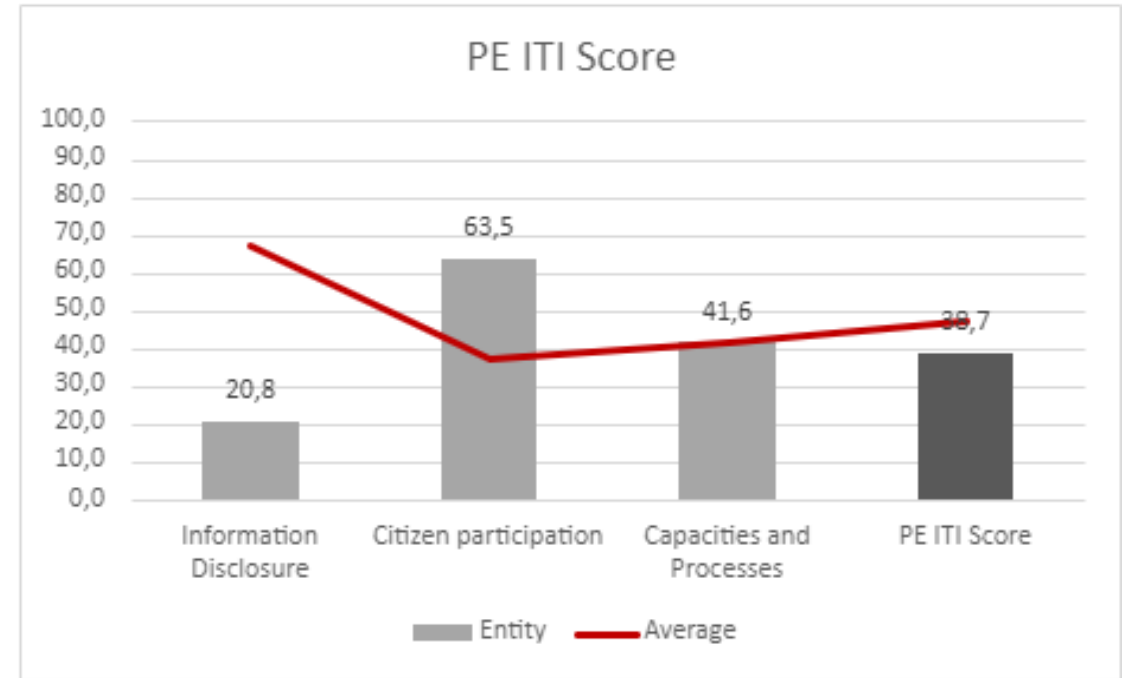
Municipalidad de Heredia	
Procuring Entity Type	Municipality
Ranking	23

Resume	Entity	Average
PE ITI Score	38,7	47,5
Capacities and Processes	41,6	41,8
Citizen participation	63,5	37,4
Information Disclosure	20,8	67,2

Dimension 3: Citizen participation	Entity	Average
Participation practices	63,5	37,4
Participation opportunities	75,0	39,1
Use of information by citizens	54,0	36,0

Dimension 2: Capacities and Processes	Entity	Average
Institutional capacities	62,0	50,4
Basic knowledge	32,0	34,5
Digital capacities	92,0	66,3
Institutional processes	28,0	36,1
Procedures to disclose information	32,0	36,9
Enablers and barriers to disclose information	48,0	34,7
Control over infrastructure projects disclosure	0,0	36,7

Dimension 4: Information disclosure	Entity	Average
Disclosure practices	20,8	67,2
Project identification	40,0	80,3
Project preparation	20,0	42,9
Execution contract procurement	46,0	70,8
Supervision contract procurement	0,0	68,8
Execution contract implementation	0,0	71,4
Supervision contract implementation	0,0	70,0





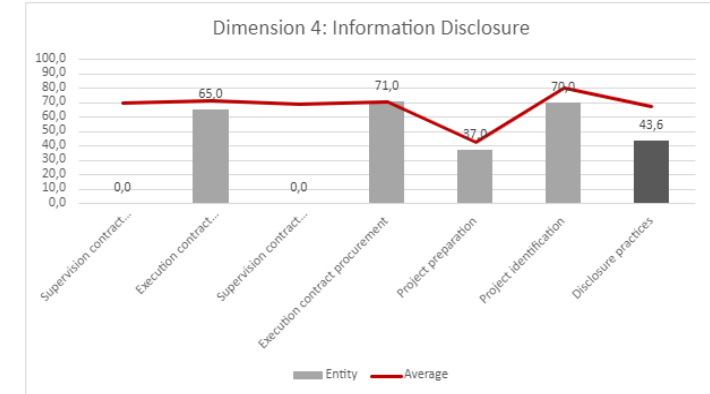
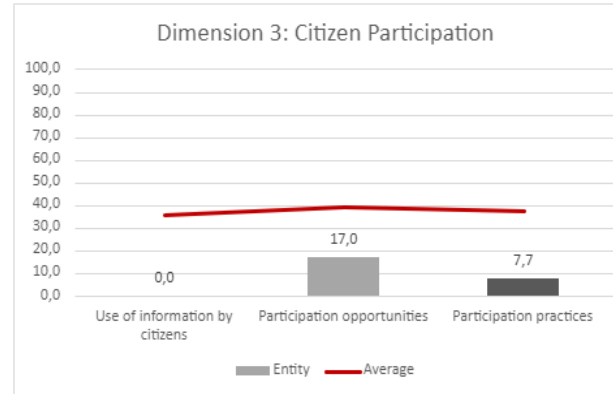
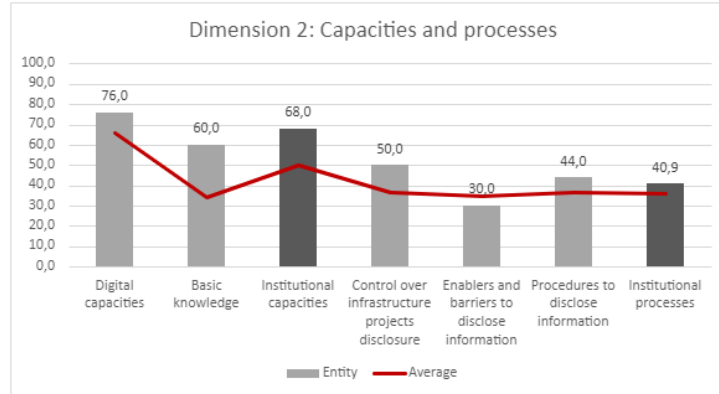
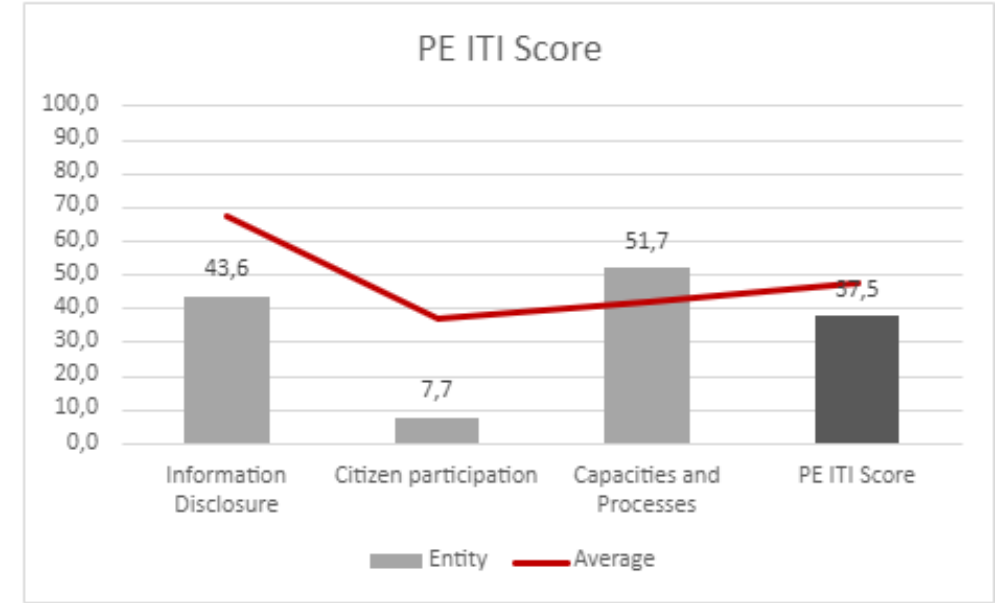
Instituto Tecnológico de Costa Rica (ITCR)	
Procuring Entity Type	Autonomous
Ranking	24

Resume	Entity	Average
PE ITI Score	37,5	47,5
Capacities and Processes	51,7	41,8
Citizen participation	7,7	37,4
Information Disclosure	43,6	67,2

Dimension 3: Citizen participation	Entity	Average
Participation practices	7,7	37,4
Participation opportunities	17,0	39,1
Use of information by citizens	0,0	36,0

Dimension 2: Capacities and Processes	Entity	Average
Institutional capacities	68,0	50,4
Basic knowledge	60,0	34,5
Digital capacities	76,0	66,3
Institutional processes	40,9	36,1
Procedures to disclose information	44,0	36,9
Enablers and barriers to disclose information	30,0	34,7
Control over infrastructure projects disclosure	50,0	36,7

Dimension 4: Information disclosure	Entity	Average
Disclosure practices	43,6	67,2
Project identification	70,0	80,3
Project preparation	37,0	42,9
Execution contract procurement	71,0	70,8
Supervision contract procurement	0,0	68,8
Execution contract implementation	65,0	71,4
Supervision contract implementation	0,0	70,0





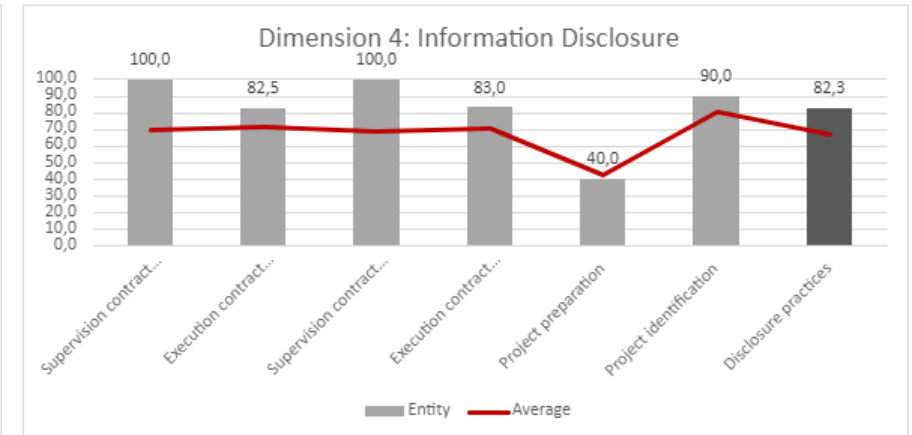
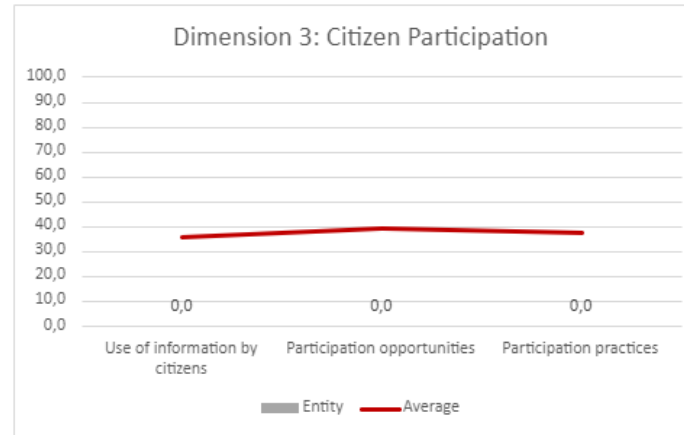
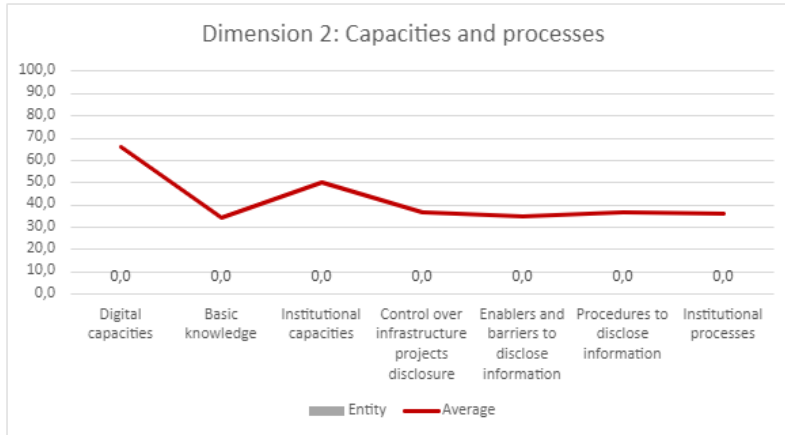
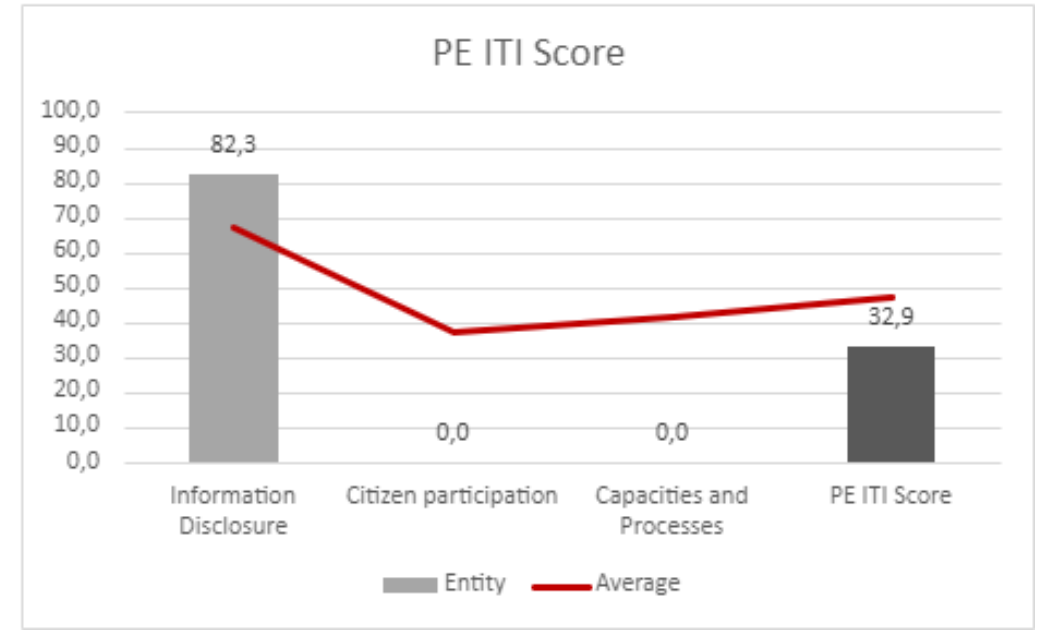
Consejo de Seguridad Vial (COSEVI)	
Procuring Entity Type	Ministry
Ranking	25

Resume	Entity	Average
PE ITI Score	32,9	47,5
Capacities and Processes	0,0	41,8
Citizen participation	0,0	37,4
Information Disclosure	82,3	67,2

Dimension 2: Capacities and Processes	Entity	Average
Institutional capacities	0,0	50,4
Basic knowledge	0,0	34,5
Digital capacities	0,0	66,3
Institutional processes	0,0	36,1
Procedures to disclose information	0,0	36,9
Enablers and barriers to disclose information	0,0	34,7
Control over infrastructure projects disclosure	0,0	36,7

Dimension 3: Citizen participation	Entity	Average
Participation practices	0,0	37,4
Participation opportunities	0,0	39,1
Use of information by citizens	0,0	36,0

Dimension 4: Information disclosure	Entity	Average
Disclosure practices	82,3	67,2
Project identification	90,0	80,3
Project preparation	40,0	42,9
Execution contract procurement	83,0	70,8
Supervision contract procurement	100,0	68,8
Execution contract implementation	82,5	71,4
Supervision contract implementation	100,0	70,0



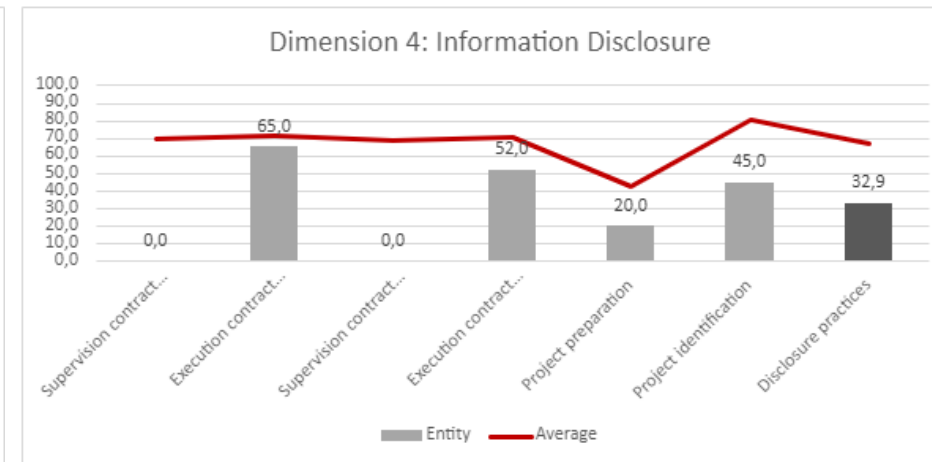
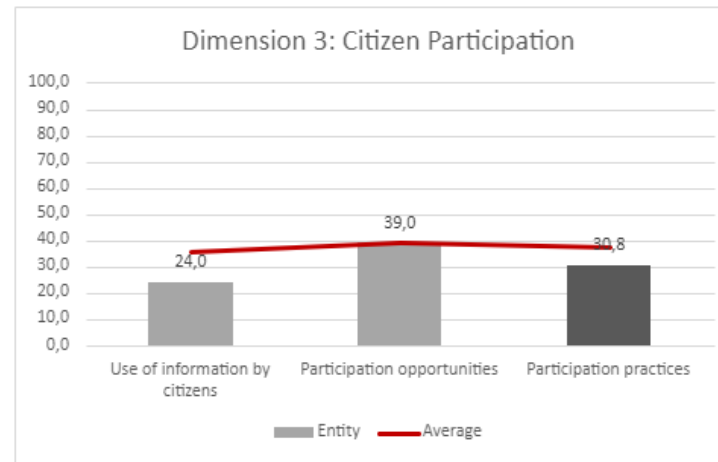
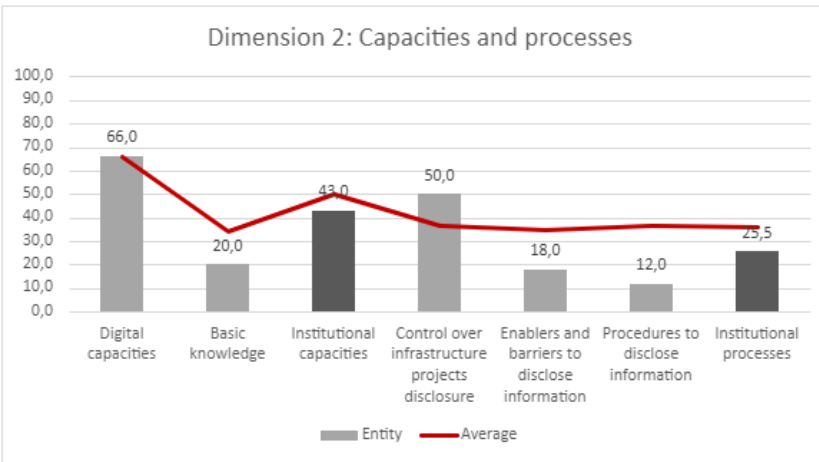
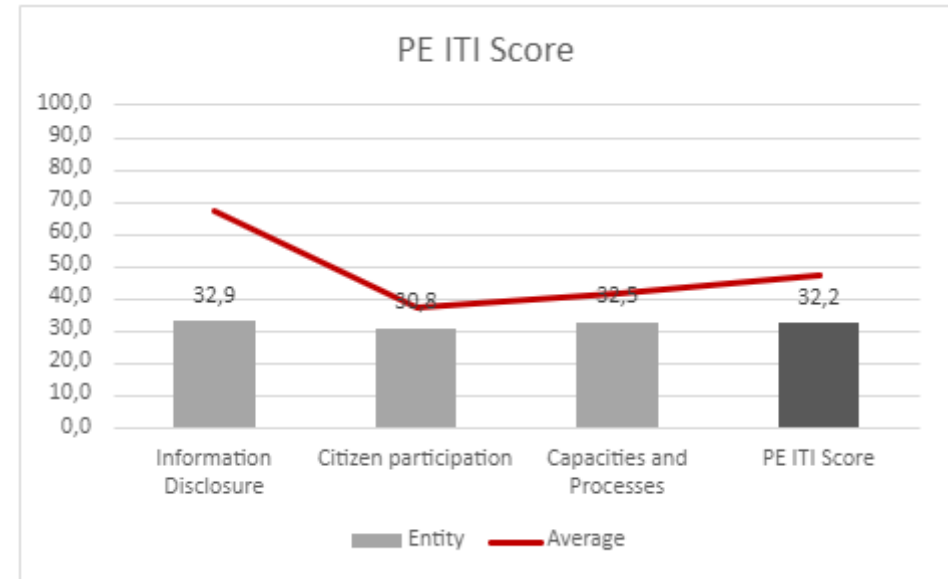
Instituto de Desarrollo Rural (INDER)	
Procuring Entity Type	Autonomous
Ranking	26

Resume	Entity	Average
PE ITI Score	32,2	47,5
Capacities and Processes	32,5	41,8
Citizen participation	30,8	37,4
Information Disclosure	32,9	67,2

Dimension 3: Citizen participation	Entity	Average
Participation practices	30,8	37,4
Participation opportunities	39,0	39,1
Use of information by citizens	24,0	36,0

Dimension 2: Capacities and Processes	Entity	Average
Institutional capacities	43,0	50,4
Basic knowledge	20,0	34,5
Digital capacities	66,0	66,3
Institutional processes	25,5	36,1
Procedures to disclose information	12,0	36,9
Enablers and barriers to disclose information	18,0	34,7
Control over infrastructure projects disclosure	50,0	36,7

Dimension 4: Information disclosure	Entity	Average
Disclosure practices	32,9	67,2
Project identification	45,0	80,3
Project preparation	20,0	42,9
Execution contract procurement	52,0	70,8
Supervision contract procurement	0,0	68,8
Execution contract implementation	65,0	71,4
Supervision contract implementation	0,0	70,0



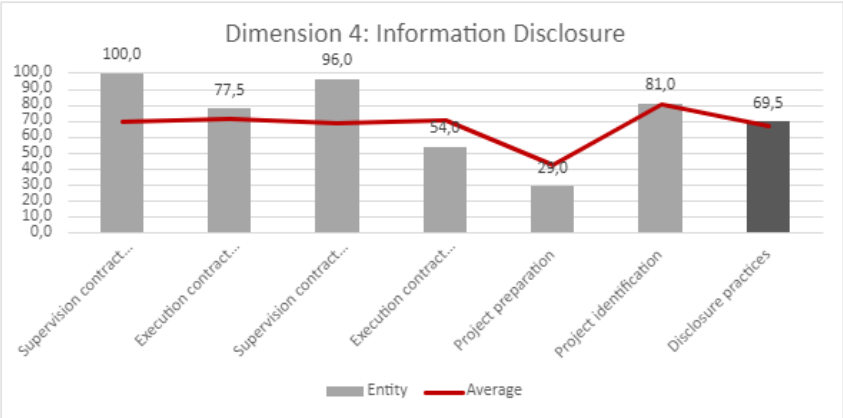
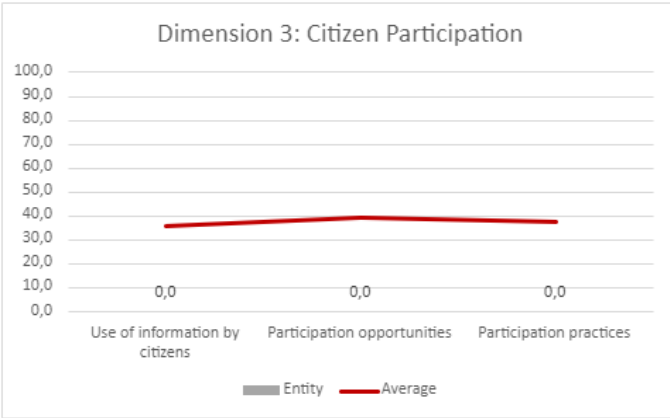
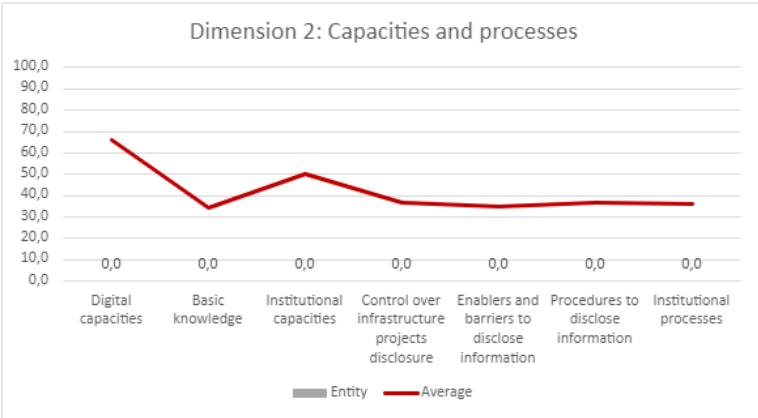
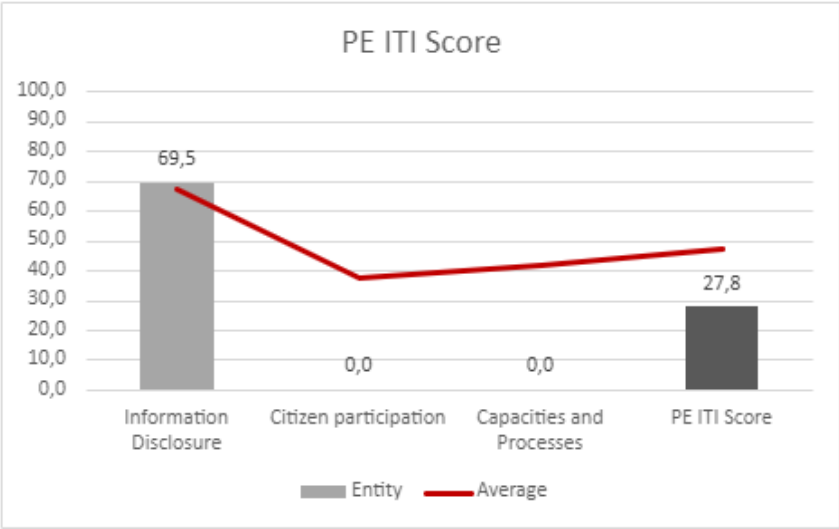
Municipalidad de Alajuela	
Procuring Entity Type	Municipality
Ranking	27

Resume	Entity	Average
PE ITI Score	27,8	47,5
Capacities and Processes	0,0	41,8
Citizen participation	0,0	37,4
Information Disclosure	69,5	67,2

Dimension 2: Capacities and Processes	Entity	Average
Institutional capacities	0,0	50,4
Basic knowledge	0,0	34,5
Digital capacities	0,0	66,3
Institutional processes	0,0	36,1
Procedures to disclose information	0,0	36,9
Enablers and barriers to disclose information	0,0	34,7
Control over infrastructure projects disclosure	0,0	36,7

Dimension 3: Citizen participation	Entity	Average
Participation practices	0,0	37,4
Participation opportunities	0,0	39,1
Use of information by citizens	0,0	36,0

Dimension 4: Information disclosure	Entity	Average
Disclosure practices	69,5	67,2
Project identification	81,0	80,3
Project preparation	29,0	42,9
Execution contract procurement	54,0	70,8
Supervision contract procurement	96,0	68,8
Execution contract implementation	77,5	71,4
Supervision contract implementation	100,0	70,0



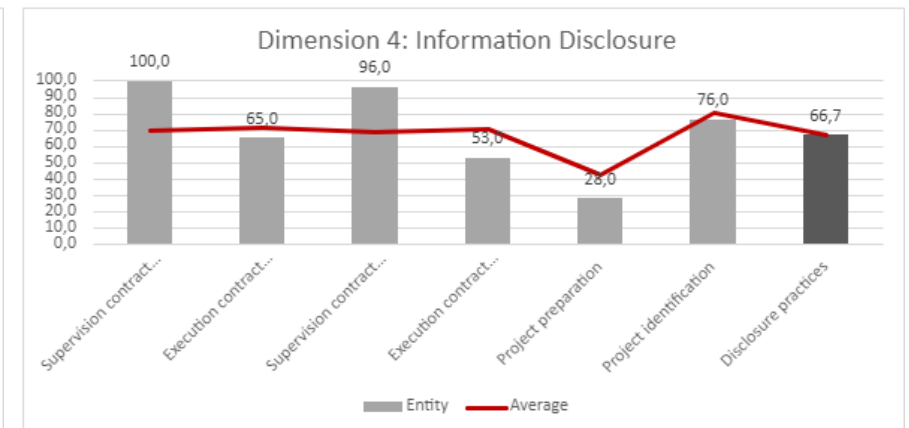
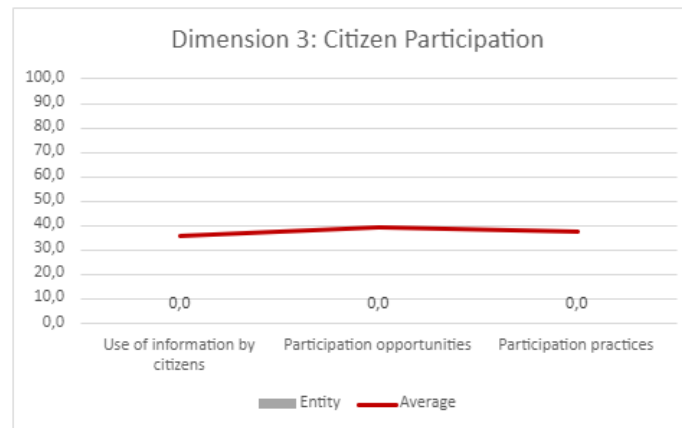
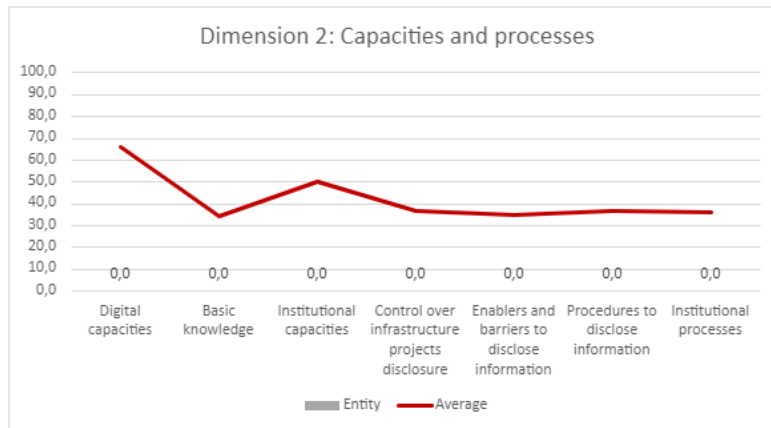
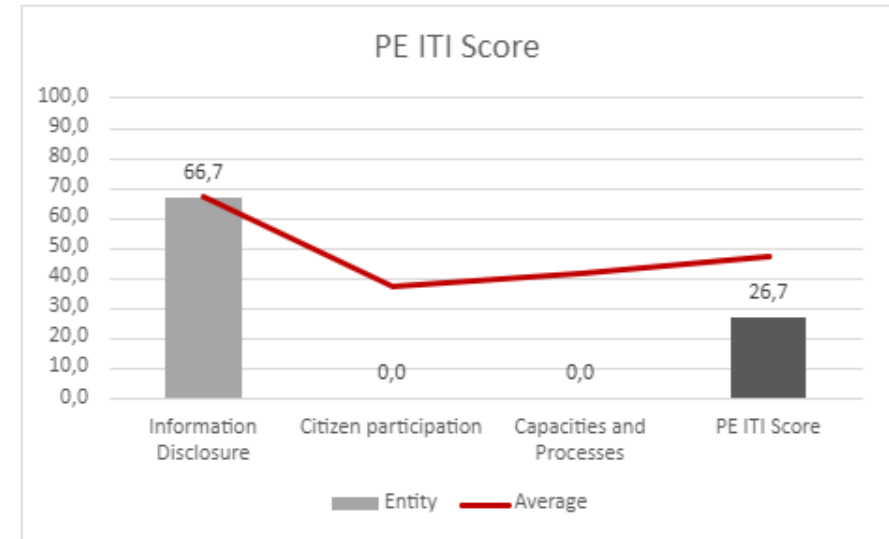
Banco de Costa Rica (BCR)	
Procuring Entity Type	Autonomous
Ranking	28

Resume	Entity	Average
PE ITI Score	26,7	47,5
Capacities and Processes	0,0	41,8
Citizen participation	0,0	37,4
Information Disclosure	66,7	67,2

Dimension 2: Capacities and Processes	Entity	Average
Institutional capacities	0,0	50,4
Basic knowledge	0,0	34,5
Digital capacities	0,0	66,3
Institutional processes	0,0	36,1
Procedures to disclose information	0,0	36,9
Enablers and barriers to disclose information	0,0	34,7
Control over infrastructure projects disclosure	0,0	36,7

Dimension 3: Citizen participation	Entity	Average
Participation practices	0,0	37,4
Participation opportunities	0,0	39,1
Use of information by citizens	0,0	36,0

Dimension 4: Information disclosure	Entity	Average
Disclosure practices	66,7	67,2
Project identification	76,0	80,3
Project preparation	28,0	42,9
Execution contract procurement	53,0	70,8
Supervision contract procurement	96,0	68,8
Execution contract implementation	65,0	71,4
Supervision contract implementation	100,0	70,0



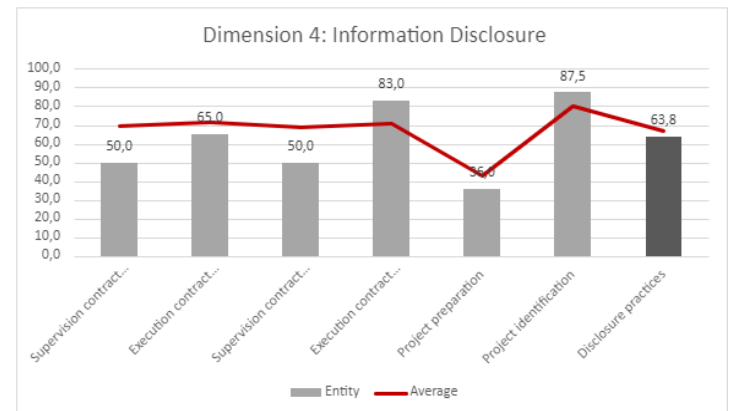
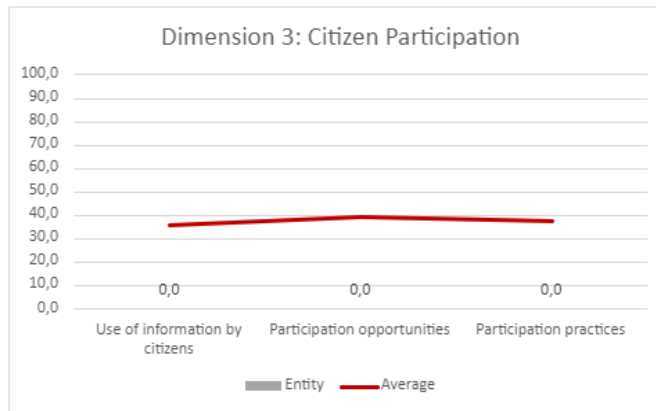
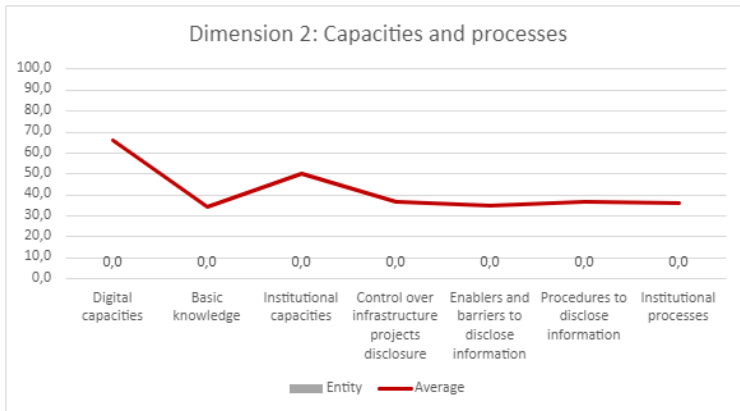
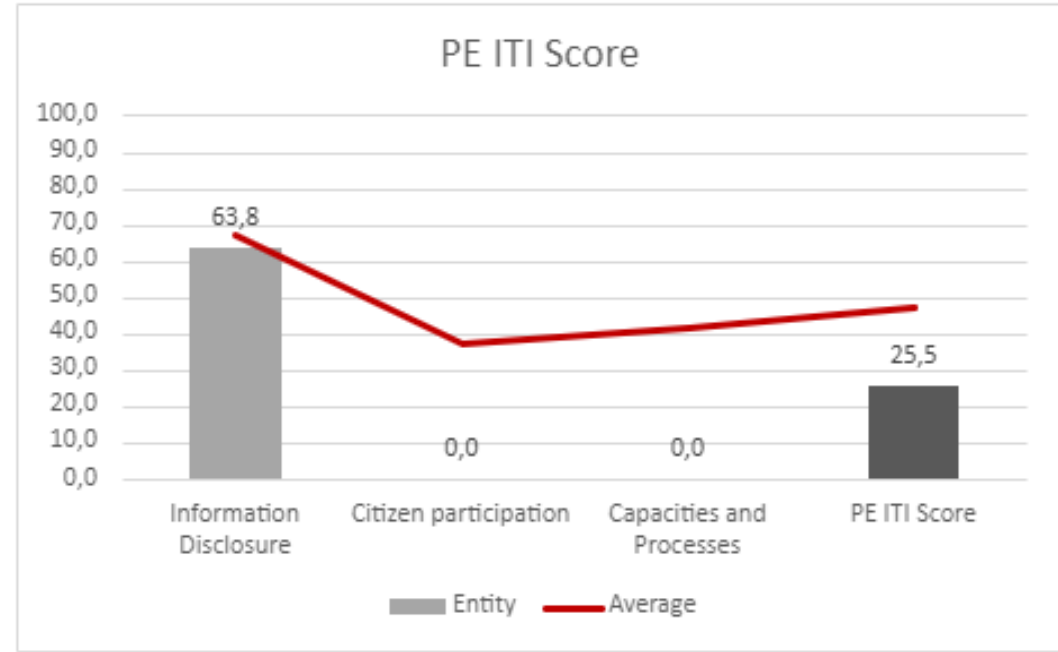
Instituto Costarricense de Turismo (ICT)	
Procuring Entity Type	Autonomous
Ranking	29

Resume	Entity	Average
PE ITI Score	25,5	47,5
Capacities and Processes	0,0	41,8
Citizen participation	0,0	37,4
Information Disclosure	63,8	67,2

Dimension 2: Capacities and Processes	Entity	Average
Institutional capacities	0,0	50,4
Basic knowledge	0,0	34,5
Digital capacities	0,0	66,3
Institutional processes	0,0	36,1
Procedures to disclose information	0,0	36,9
Enablers and barriers to disclose information	0,0	34,7
Control over infrastructure projects disclosure	0,0	36,7

Dimension 3: Citizen participation	Entity	Average
Participation practices	0,0	37,4
Participation opportunities	0,0	39,1
Use of information by citizens	0,0	36,0

Dimension 4: Information disclosure	Entity	Average
Disclosure practices	63,8	67,2
Project identification	87,5	80,3
Project preparation	36,0	42,9
Execution contract procurement	83,0	70,8
Supervision contract procurement	50,0	68,8
Execution contract implementation	65,0	71,4
Supervision contract implementation	50,0	70,0



## Empresa de Servicios Públicos de Heredia (ESPH)

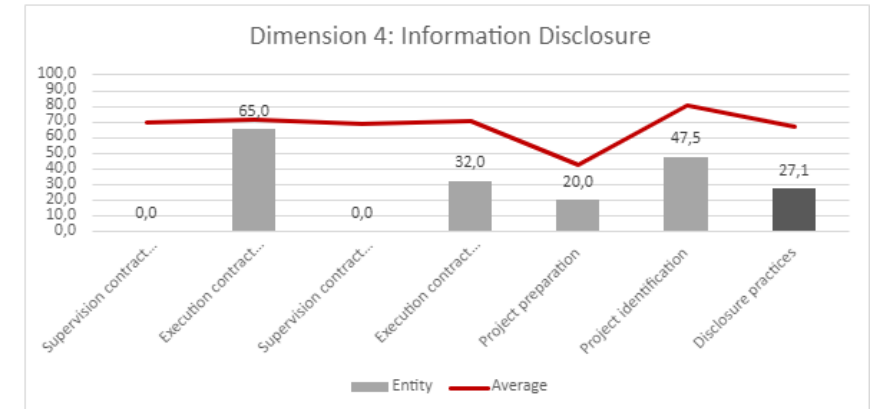
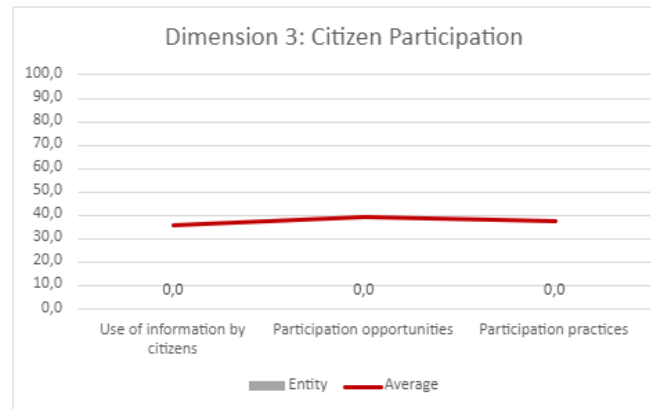
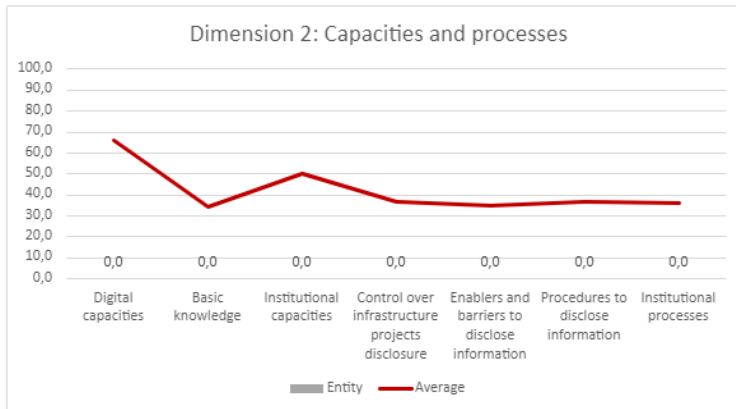
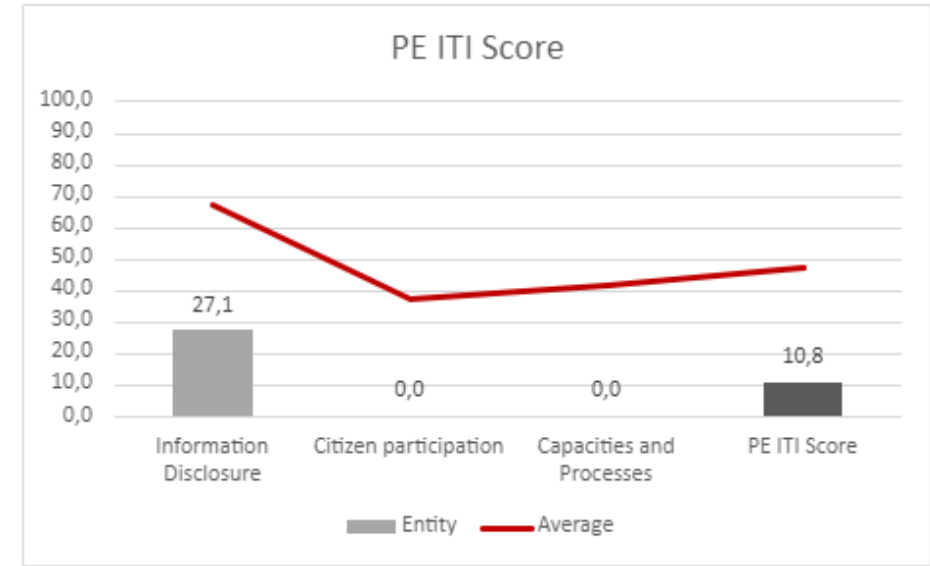
Procuring Entity Type	Other
Ranking	30

Resume	Entity	Average
PE ITI Score	10,8	47,5
Capacities and Processes	0,0	41,8
Citizen participation	0,0	37,4
Information Disclosure	27,1	67,2

Dimension 2: Capacities and Processes	Entity	Average
Institutional capacities	0,0	50,4
Basic knowledge	0,0	34,5
Digital capacities	0,0	66,3
Institutional processes	0,0	36,1
Procedures to disclose information	0,0	36,9
Enablers and barriers to disclose information	0,0	34,7
Control over infrastructure projects disclosure	0,0	36,7

Dimension 3: Citizen participation	Entity	Average
Participation practices	0,0	37,4
Participation opportunities	0,0	39,1
Use of information by citizens	0,0	36,0

Dimension 4: Information disclosure	Entity	Average
Disclosure practices	27,1	67,2
Project identification	47,5	80,3
Project preparation	20,0	42,9
Execution contract procurement	32,0	70,8
Supervision contract procurement	0,0	68,8
Execution contract implementation	65,0	71,4
Supervision contract implementation	0,0	70,0







# Costa Rica

---

Results

Infrastructure Transparency Index 2021

Este informe fue elaborado para la Iniciativa Internacional CoST en el marco del proyecto para validar el Índice de Transparencia en Infraestructura en Costa Rica.

#### **Equipo de Investigación:**

Douglas Chacón. Consultor Nacional. CoST Costa Rica.  
Cathalina García. Consultora Nacional. CoST Costa Rica.  
Laura Trujillo. Consultora Nacional. CoST Costa Rica.

#### **Coordinación internacional:**

David Zamora. Consultor Internacional. CoST.  
Evelyn Hernández. Jefe de Miembros y Programas Afiliados. CoST.

#### **Equipo Directivo y Gestión del Proyecto:**

Daniel Garro. Presidente del Grupo Multisectorial. CoST Costa Rica.  
Laura Trujillo. Gerente País. CoST Costa Rica.  
John Hawkins. Director del Programa. CoST.

#### **Aviso de Exención de Responsabilidad**

Este informe de la Iniciativa Internacional CoST presenta una medición de la transparencia en materia de infraestructura pública con el objetivo de ofrecer insumos para fortalecer la institucionalidad pública. Como otros instrumentos de evaluación, su impacto está condicionado por el aprovechamiento de los resultados que se ofrecen. Este Informe no evalúa la corrupción, no es un instrumento de control interno, no es un instrumento de percepción, no evalúa a funcionarios públicos, ni mide la calidad general de los sitios web de las entidades de contratación. El material presentado en este Informe no representa la opinión de CoST respecto al quehacer administrativo de gobiernos ni de las entidades de contratación aquí evaluadas.